



53B Knowland Drive, Milford on Sea, SO41 0RH

£750,000

Mitchells
1963 — TODAY



*53B Knowland Drive
Milford on Sea
Lymington
Hampshire
SO41 0RH*

An individual four bedroom, two reception room detached chalet style property, situated in this highly sought after location within easy reach of Milford on Sea village centre. The property sits on a lovely mature plot and is well screened from the road. Other features include no forward chain, flexible accommodation, good off road parking, a double aspect sitting/dining room, a large kitchen/breakfast room, a separate dining room/ground floor bedroom, and a separate garden room.

- Sitting/Dining Room
- Kitchen/Breakfast Room
- Dining Room/Ground Floor Bedroom Five
- Garden Room
- Boiler Room & Cloakroom
- Three First Floor Bedrooms
- Bedroom Four/Home Office
- Bathroom & En-Suite WC
- Garage & Off Road Parking
- Private Gardens



The Property

Entrance hall with timber effect flooring and stairs to the first floor.

Superb large double aspect sitting/dining room with a bay window to the private front aspect and UPVC double glazed casement doors leading onto the patio and rear garden.

Good sized kitchen/breakfast room fitted with a range of cream wall and base units, a contrasting timber effect worktop, an inset sink unit with a mixer tap, a range style cooker with an extractor above, ample room for a kitchen table, space for a washing machine and tumble dryer, a glass fronted display cabinet, and an outlook over the rear garden.

Separate garden room with tile effect flooring, a triple aspect, and direct access onto the garden.

Boiler room housing the wall mounted Worcester gas fired boiler and with plumbing for a washing machine.

Separate dining room/ground floor bedroom five with built-in shelving and a UPVC double glazed bay window to the front aspect.

First floor landing with a trap to the roof space and a double glazed Velux window providing natural light.

Four first floor bedrooms, two with built-in wardrobes and one with an en-suite cloakroom.

Bathroom fitted with a white suite comprising a panel bath with a mixer tap and shower attachment over, a wash basin with storage beneath, a WC, a corner shower cubicle, tile effect flooring, and recessed ceiling spotlights.





Gardens & Grounds

The property sits on a lovely private plot, nicely set back from the road with a wooded outlook to the front. A timber five bar gate provides access to a tarmac driveway, offering good off road parking and leading to the attached single garage. The remainder of the front garden is laid mainly to lawn, with high level mature hedging providing privacy from the road.

Adjoining the rear of the property is an area of textured paved patio, with the remainder of the back garden laid mainly to lawn, featuring well stocked colourful beds and borders, a raised decking area, three timber garden sheds, and an electric awning.

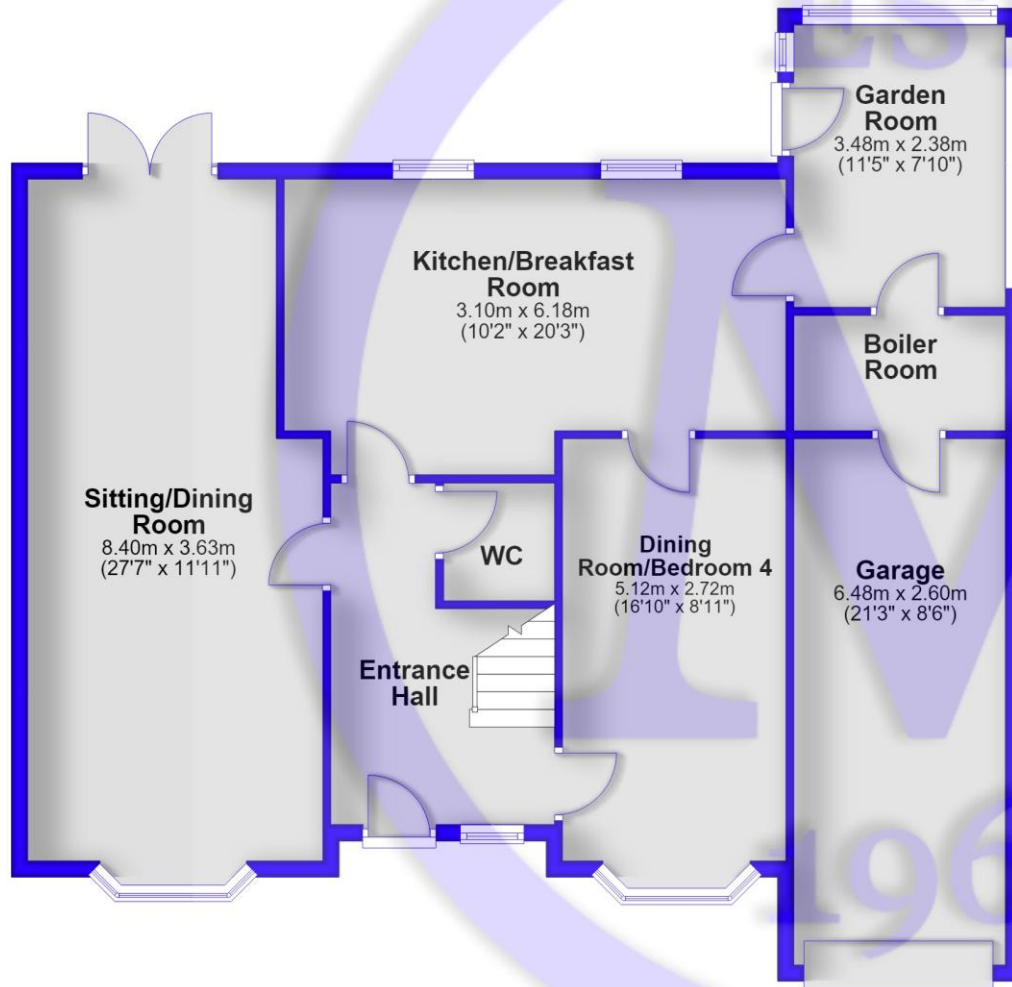
Services

- Mains gas, electricity, drainage and water
- Council Tax Band: F
- Energy Performance Rating: To be confirmed



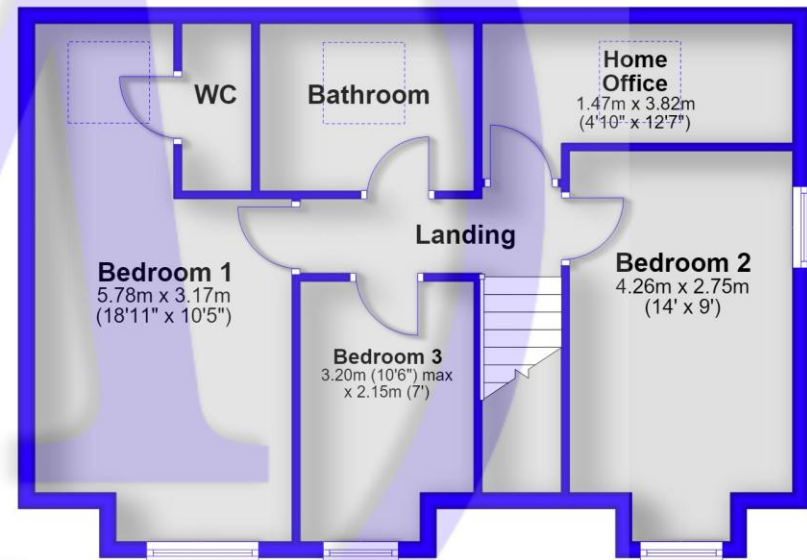
Ground Floor

Approx. 107.0 sq. metres (1151.9 sq. feet)



First Floor

Approx. 57.0 sq. metres (613.7 sq. feet)

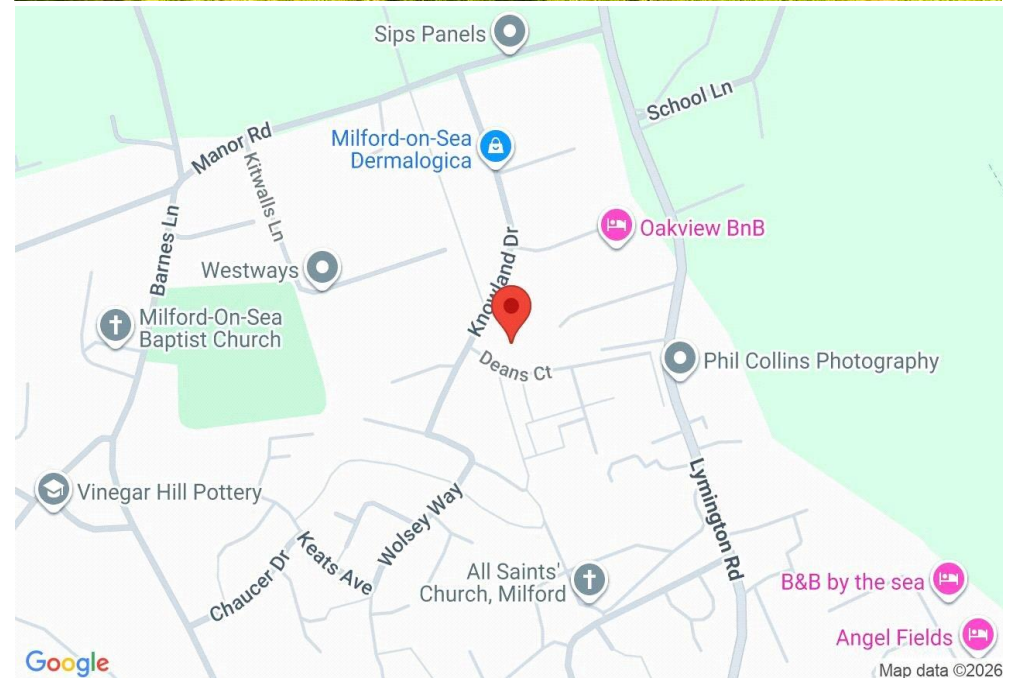


Total area: approx. 164.0 sq. metres (1765.7 sq. feet)



Situation

Milford on Sea is a bustling coastal village between Barton on Sea and Lymington. It has top restaurants, three pubs, a fantastic tennis and squash club, and a pretty village green. With its lovely beaches, proximity to New Forest National Park, and nearby Keyhaven Sailing Club, Milford on Sea is one of the south coast's most sought-after spots.





Mitchells.uk.com
info@mitchells.uk.com
01425 616411

Centenary Buildings
8-10 Old Milton Road
New Milton
Hampshire
BH25 6DT

Mitchells
1963 — TODAY

