



11 White Horses, Marine Drive, Barton on Sea,

£485,000

Mitchells
1963 — TODAY



*11 White Horses Marine
Drive
Barton on Sea
New Milton
Hampshire
BH25 7EQ*

A superbly positioned three bedroom freehold townhouse, situated in a popular modern seafront development, benefiting from superb south-facing sea views. Other features of the property include a good sized kitchen/dining room, a ground floor cloakroom, first floor balcony potential to take full advantage of the stunning views, three bedrooms, a useful utility room, a garage in a nearby block, and a private garden.

- Entrance Hall
- Sitting Room
- Kitchen/Dining Room
- Utility Room
- Cloakroom
- Landing
- Three Bedrooms
- Bathroom
- Garage
- Private Gardens



The Property

Entrance hall with a UPVC double glazed front door, low level storage, and attractive tiled flooring.

A good sized sitting room with parquet flooring, stairs to the first floor, and lovely south-facing sea views.

The kitchen/breakfast room is fitted with an excellent range of modern wall and base units with soft closing drawers and doors, a contrasting stone effect worktop, and integrated Bosch twin electric ovens and touch control induction hob with an extractor over. There is a central island unit with a one and a half bowl sink and mixer tap, space for a tall fridge/freezer, low level lighting, recessed ceiling spotlights, attractive tiled flooring, and ample space for a kitchen table.

Cloakroom fitted with a white suite and tiled flooring.

Useful separate utility room with space and plumbing for a washing machine and tumble dryer, tiled flooring, and a glazed door to the outside.

First floor landing with a boiler cupboard housing a wall mounted Vaillant gas fired boiler.

There are three first floor bedrooms, two of which have built-in wardrobes. Two bedrooms benefit from superb, far reaching south-facing sea views. There is also potential to create access from the third bedroom to a south-facing balcony, which would enjoy fantastic sea views.

The fully tiled bathroom is fitted with a white suite comprising a panelled bath with a mixer tap and independent shower over, a glass shower screen, wash basin, WC, chrome ladder style heated towel rail, and tiled flooring.





Gardens & Grounds

The front garden is laid to attractive textured paved patio with decorative brick edging.

The private rear garden is also mainly laid to textured paved patio, with raised beds, a large timber garden shed, and a timber gate providing rear access.

The property also benefits from a garage in a nearby block with an up and over door, along with areas of visitor parking.

Services

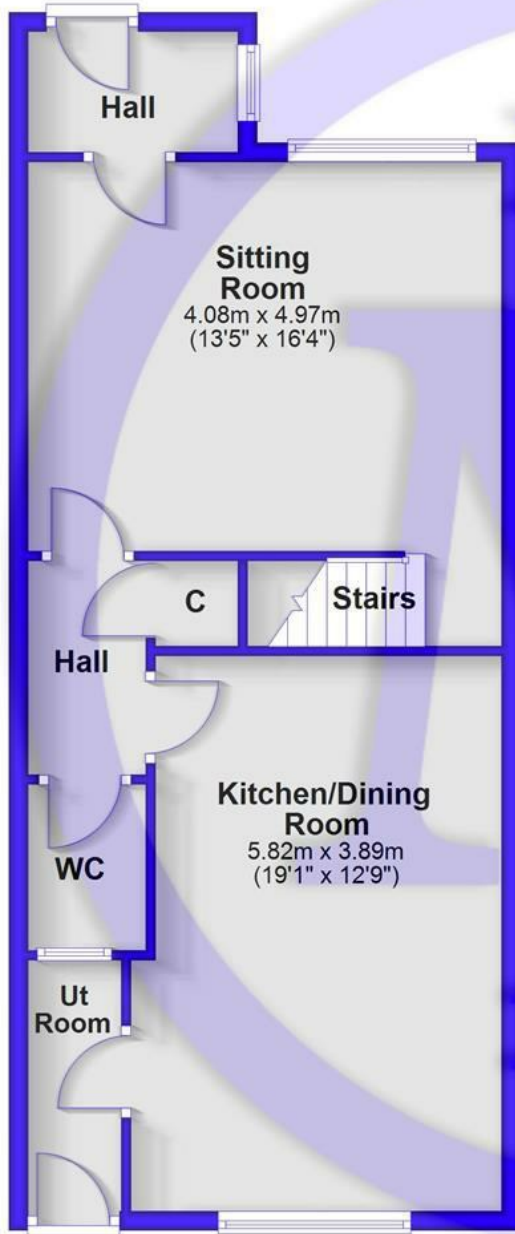
Mains gas, electricity, water and drainage

Council Tax Band: D

Energy Performance Certificate (EPC) Rating: D

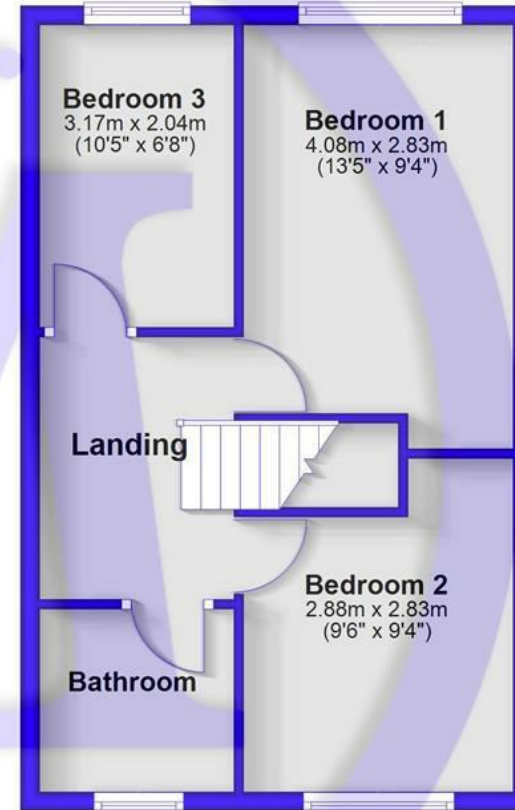
Ground Floor

Approx. 57.7 sq. metres (621.3 sq. feet)

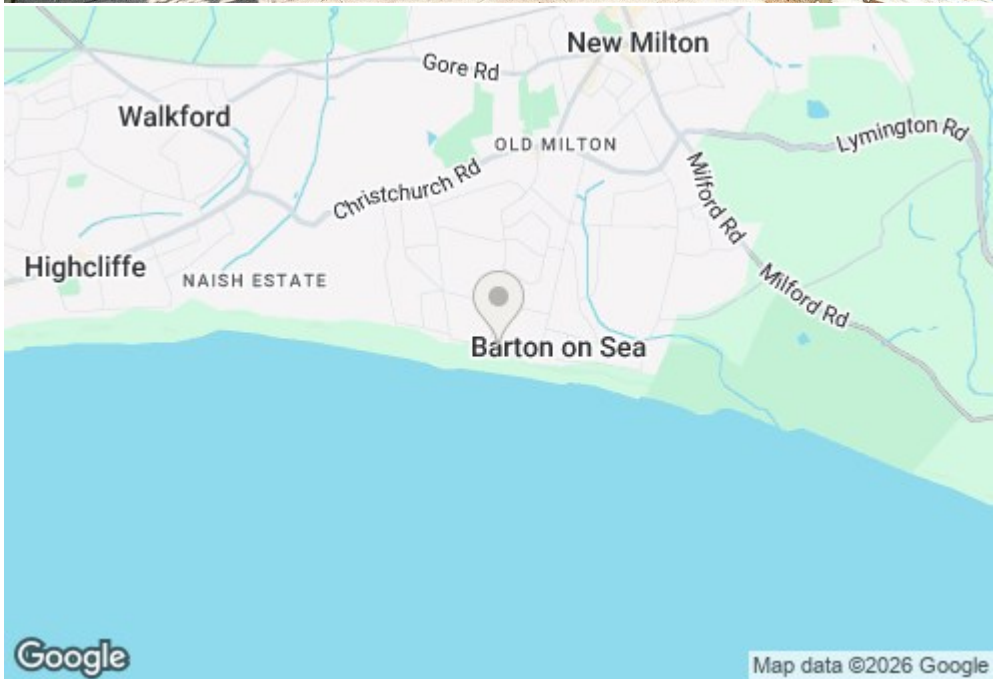


First Floor

Approx. 40.0 sq. metres (430.8 sq. feet)




Total area: approx. 97.7 sq. metres (1052.0 sq. feet)



Situation

Barton on Sea, a charming suburb of New Milton, enjoys a prime location along a picturesque stretch of the Solent coastline. With sweeping views across Christchurch Bay to the Isle of Wight and access to stunning coastal walks in both directions, it's a haven for nature lovers and outdoor enthusiasts. Its popularity is further enhanced by proximity to the open landscapes of the New Forest National Park, direct mainline rail links to London Waterloo, and a range of high-quality amenities. These include excellent schools, fine dining at the renowned Chewton Glen Hotel and Pebble Beach restaurant, and a 27-hole links-style golf course. Offering a perfect blend of natural beauty, convenience, and luxury, Barton on Sea continues to attract those seeking an exceptional coastal lifestyle.



Mitchells.uk.com
info@mitchells.uk.com
01425 616411

Centenary Buildings
8-10 Old Milton Road
New Milton
Hampshire
BH25 6DT

Mitchells
1963 — TODAY

