



50, Forest Oak Drive, New Milton, BH25 5NT

£299,950


Mitchells
1963 — TODAY



*50 Forest Oak Drive
New Milton
Hampshire
BH25 5NT*

This lovely two bedroom property is situated on a popular development, just a short walk from Ballard Lake, New Milton town centre, and the mainline railway station. The property offers bright, modern accommodation with features including a sitting/dining room, a modern kitchen, a private garden, and parking.

- Entrance Hall
- Kitchen
- Sitting/Dining Room
- First Floor Landing
- Family Bathroom
- Two Bedrooms
- Parking
- Garden



The Property

Entrance hall with tiled flooring, central heating thermostat, electrical consumer unit, and stairs leading to the first floor landing.

The kitchen is fitted with a range of modern shaker style wall and base units, a contrasting worktop, a sink with a mixer tap and drainer, a tiled splashback, and a breakfast bar. Integrated appliances include an eye level oven, a tall stand up fridge/freezer, a four burner gas hob with an extractor fan above, along with space and plumbing for a washing machine. A cupboard houses the modern Glow Worm central heating boiler, and the kitchen enjoys an attractive outlook to the front.

Sitting/dining room with timber effect flooring, a TV aerial point, double casement doors opening onto the decking and rear garden, and ample space for both sofa and dining furniture.

First floor landing with a hatch to the loft space and an airing cupboard housing the hot water cylinder and central heating controls.

The master bedroom is a generously sized double, with a wall-mounted TV aerial point and built-in wardrobes.

Bedroom two benefits from views over the rear garden.

Family bathroom with a white suite comprising a pedestal wash hand basin, a WC, a panel bath with a mixer tap and hand held shower attachment, a glass shower screen, tiled flooring, and partially tiled walls.



Gardens & Grounds

To the front of the property is an allocated parking space, and an area of shingled garden enclosed by an attractive picket fence.

The rear garden is secluded with high level fencing, a large decking area, and a storage shed. The remainder of the garden is laid to lawn for ease of maintenance, creating a fantastic space for outdoor entertaining.



Services

Mains gas, electricity, water and drainage

Council Tax Band: C

Energy Performance Certificate (EPC) Rating: C

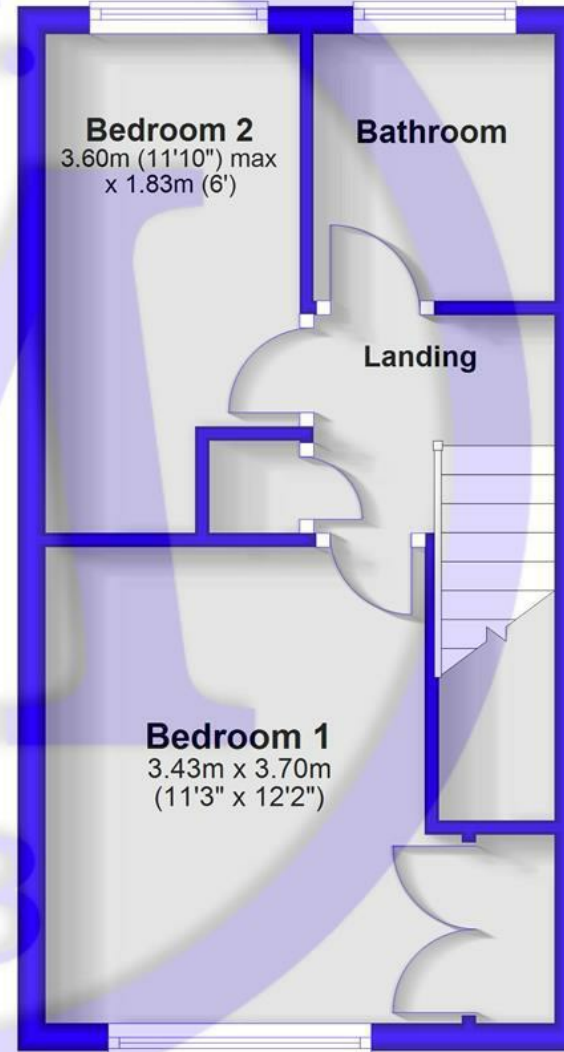
Ground Floor

Approx. 26.1 sq. metres (281.0 sq. feet)



First Floor

Approx. 26.1 sq. metres (281.0 sq. feet)

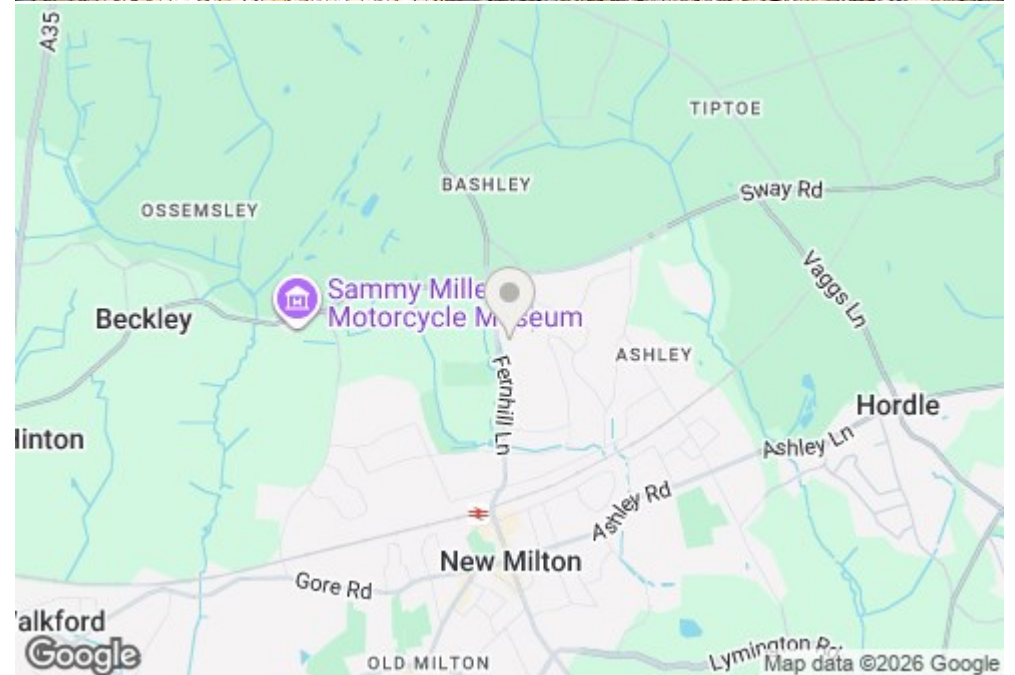


Total area: approx. 52.2 sq. metres (562.1 sq. feet)



Situation

New Milton is a thriving market town situated on the western edge of Hampshire, enjoying a prime location along a picturesque stretch of the Solent coastline. The area offers stunning views across Christchurch Bay to the Isle of Wight and is renowned for its beautiful coastal walks. With a mainline railway station providing direct access to London Waterloo in under two hours, the town is perfectly positioned for commuters and those seeking a coastal lifestyle. New Milton also boasts excellent state and private schools, a 27-hole links-style golf course, and the renowned Chewton Glen Hotel, making it an exceptionally popular destination for those looking to relocate to the coast.





Mitchells.uk.com
info@mitchells.uk.com
01425 616411

Centenary Buildings
8-10 Old Milton Road
New Milton
Hampshire
BH25 6DT

Mitchells
1963 — TODAY

