



8 The Close, Barton on Sea, BH25 7EZ

£675,000

Mitchells
1963 — TODAY



*8 The Close
Barton on Sea
New Milton
Hampshire
BH25 7EZ*

A modern and well presented four/five bedroom detached family house, situated in a sought after and peaceful location within easy reach of the beautiful Barton on Sea clifftop and beach. The property offers superb family accommodation, including a fantastic kitchen/dining room with a separate utility room, four good sized first floor bedrooms, with the master bedroom benefiting from an en-suite shower room, a ground floor fifth bedroom/home office, and a generously sized rear garden.

- Sitting Room
- Kitchen/Dining Room
- Utility Room & Ground Floor Cloakroom
- Ground Floor Bedroom Five/Family Room
- First Floor Landing
- Four First Floor Bedrooms
- En-Suite Shower Room
- Family Shower Room
- Garage & Off Road Parking
- Private Gardens



The Property

Entrance hall with a useful large storage cupboard and stairs leading to the first floor landing.

Lovely double aspect sitting room with a bay window overlooking the rear garden.

Superb large kitchen/dining room, with the kitchen area having an excellent range of recently installed units, including soft closing drawers and doors, and a stone effect worktop and breakfast bar. Integrated appliances include a double electric oven, a four burner gas hob, an extractor fan, and a dishwasher. There is ample space for a dining table, tiled flooring, and a view over the rear garden.

Useful separate utility room with a further range of modern wall and base units, a stone effect worktop, and an inset sink unit with a mixer tap. There is space and plumbing for a washing machine and tumble dryer, along with a wall mounted Glow Worm gas fired boiler concealed in a cupboard, and attractive tiling.

Additional ground floor reception room, ideal for a home office, family room, or an extra bedroom if required.

Ground floor cloakroom fitted with a modern white suite.

First floor landing with a trap to the roof space and a large storage cupboard.

Four good sized first floor bedrooms, two of which have built-in wardrobes. The master bedroom benefits from a double aspect and a fully tiled en-suite bathroom fitted with a modern white suite.

Fully tiled family shower room fitted with a modern white suite, comprising a large shower cubicle with a thermostatically controlled shower, a wash basin, a WC, and recessed ceiling spotlights.





Gardens & Grounds

The property sits on a good sized corner plot with a double width block paved driveway to the front, providing ample off road parking and leading to the attached single garage, which has an electrically operated roller door, a pitched roof, power, and lighting.

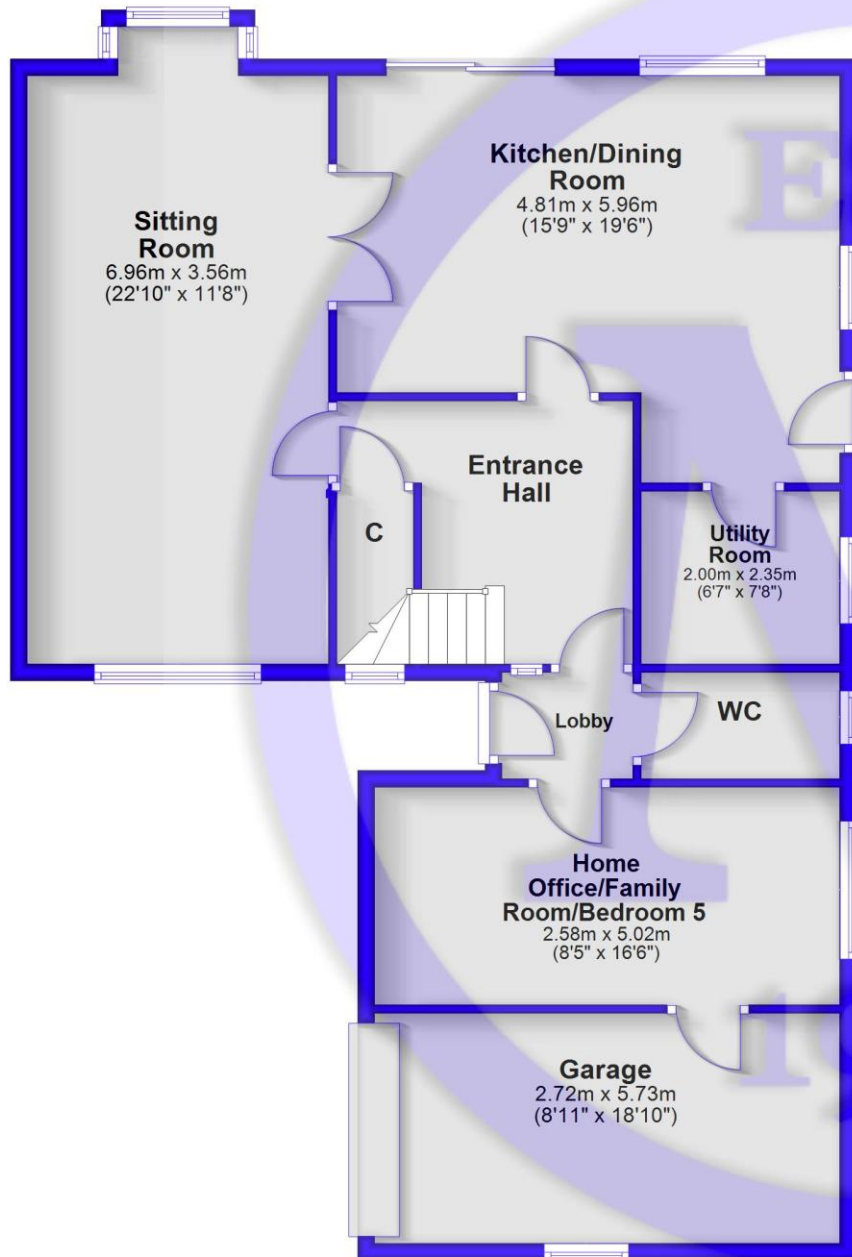
To the rear of the property is a generously sized area of textured paved patio, with the remainder of the garden laid mainly to lawn. There is a timber garden shed and a high level brick wall providing privacy.

Services

- Mains gas, electricity, drainage and water
- Council Tax Band: E
- Energy Performance Rating: To be confirmed

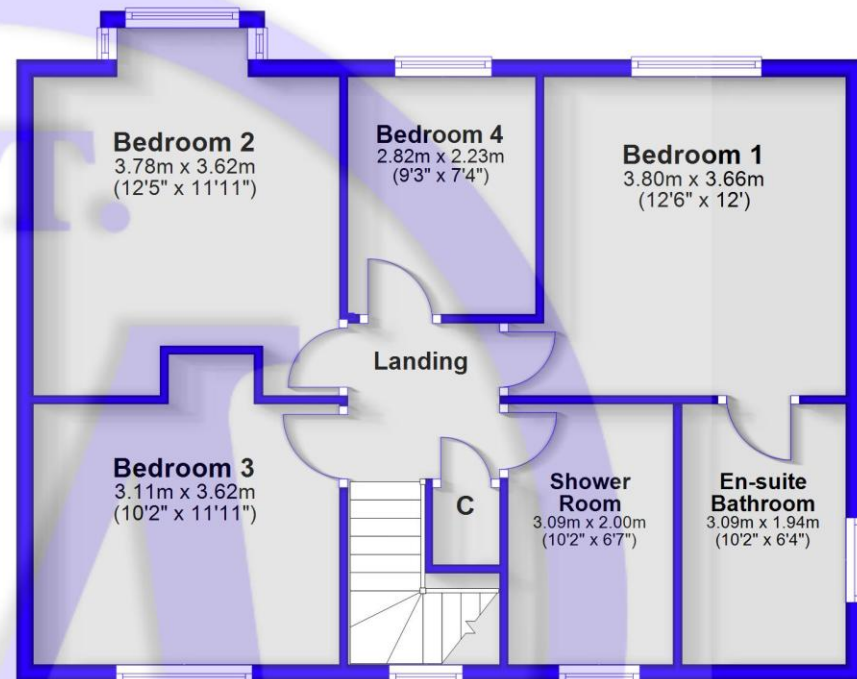
Ground Floor

Approx. 103.8 sq. metres (1117.5 sq. feet)



First Floor

Approx. 68.3 sq. metres (734.9 sq. feet)

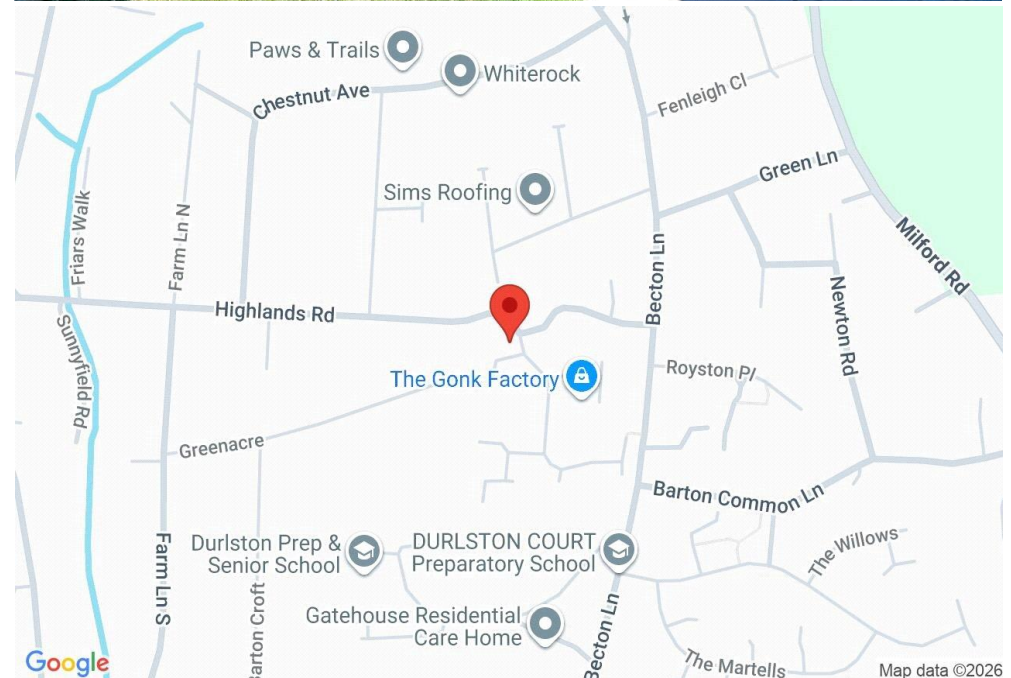


Total area: approx. 172.1 sq. metres (1852.4 sq. feet)



Situation

Barton on Sea, a charming suburb of New Milton, enjoys a prime location along a picturesque stretch of the Solent coastline. With sweeping views across Christchurch Bay to the Isle of Wight and access to stunning coastal walks in both directions, it's a haven for nature lovers and outdoor enthusiasts. Its popularity is further enhanced by proximity to the open landscapes of the New Forest National Park, direct mainline rail links to London Waterloo, and a range of high-quality amenities. These include excellent schools, fine dining at the renowned Chewton Glen Hotel and Pebble Beach restaurant, and a 27-hole links-style golf course. Offering a perfect blend of natural beauty, convenience, and luxury, Barton on Sea continues to attract those seeking an exceptional coastal lifestyle.





Mitchells.uk.com
info@mitchells.uk.com
01425 616411

Centenary Buildings
8-10 Old Milton Road
New Milton
Hampshire
BH25 6DT

Mitchells
1963 — TODAY

