



Flat 5, Naish Mews, Dilly Lane, Barton on Sea, BH25 7DH

£250,000

Mitchells
1963 — TODAY



*Flat 5
Naish Mews
Dilly Lane
Barton on Sea
Hampshire
BH25 7DH*

This immaculate two double bedroom first floor apartment is situated in an idyllic location overlooking Long Meadow and just a few steps from Barton on Sea's clifftop and beach. The property has been beautifully maintained and features include a fully fitted kitchen, a master bedroom with an en-suite, and allocated parking.

- Entrance Hall
- Sitting/Dining Room
- Two Double Bedrooms
- Family Bathroom
- En-Suite Shower Room
- Parking
- Communal Grounds
- 104 Years Remaining On Lease
- Service Charge: £1,447 PA
- Ground Rent: £200 PA



The Property

Entrance hall with a double coats cupboard, an entry phone system, and an airing cupboard housing the pressurised hot water cylinder.

Sitting/dining room with carpeted flooring, a large UPVC window with a lovely outlook, and a TV aerial point.

The kitchen is fitted with a range of timber effect wall and base units, a contrasting granite effect worktop, a tiled splashback, a stainless steel one and a half bowl sink with a mixer tap and drainer, and a cupboard housing the central heating boiler. Integrated appliances include a four burner gas hob with an extractor fan above, an under counter oven, a dishwasher, a washing machine, an under counter fridge, and a separate freezer.

Family bathroom with a white suite comprising a pedestal wash hand basin with mixer tap, a WC with hidden cistern, a panelled bath with mixer tap and handheld shower attachments, part tiled walls, and tile effect flooring.

The master bedroom is a fantastic size, with built-in storage, a UPVC window providing an outlook to the front, and its own en-suite shower room. The en-suite includes a walk-in double shower with thermostatic shower attachments and sliding glass doors, a pedestal wash hand basin with mixer tap, a WC, a radiator, part tiled walls, and a shaver point.

Bedroom two offers ample space for a double bed and additional furniture.





Gardens & Grounds

The property is accessed via electric wrought iron gates.

Communal grounds are maintained through the annual service charge.

Allocated parking is available to the rear, along with a bike store and bin store.

The property is offered with vacant possession, and a viewing is highly recommended.

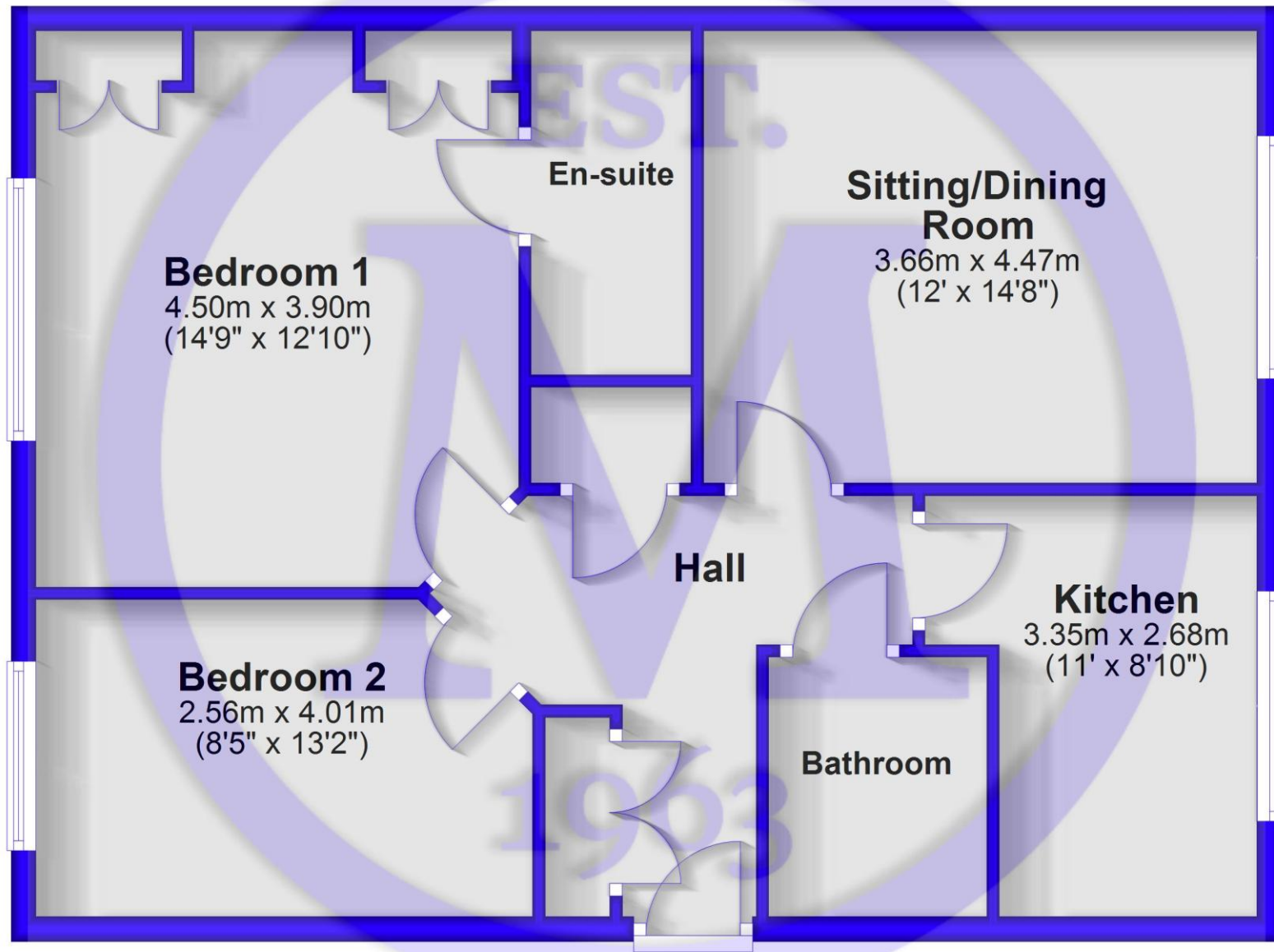
Services

- Mains gas, electric, drainage and water
- Council Tax Band C
- Energy Performance Rating To be confirmed



Floor Plan

Approx. 70.7 sq. metres (760.9 sq. feet)



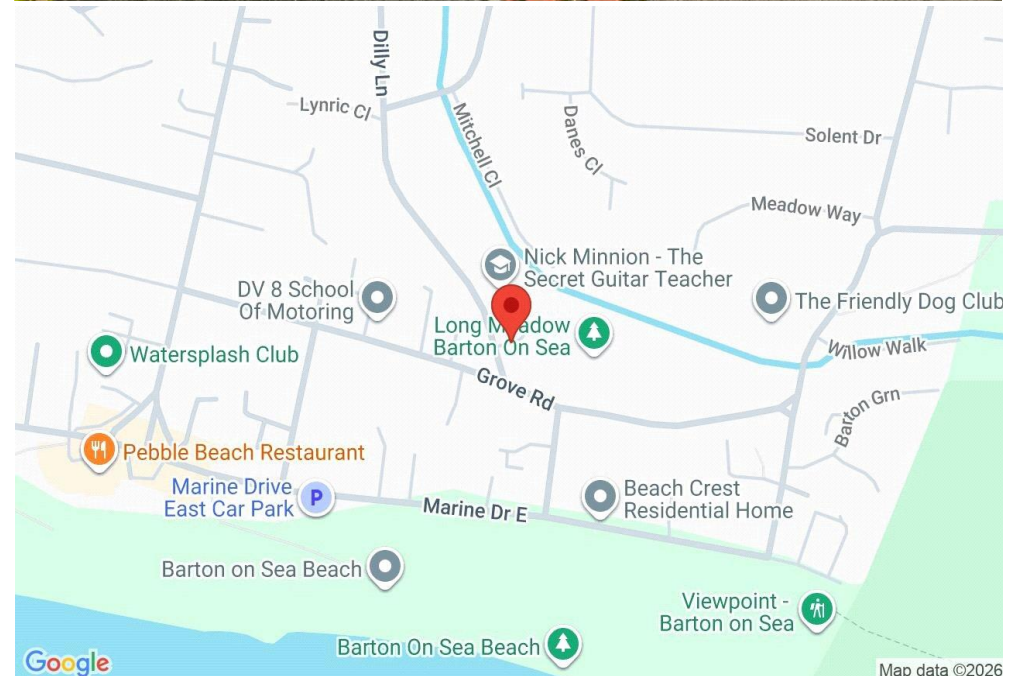
Total area: approx. 70.7 sq. metres (760.9 sq. feet)


Situation

Barton on Sea, a charming suburb of New Milton, enjoys a prime location along a picturesque stretch of the Solent coastline. With sweeping views across Christchurch Bay to the Isle of Wight and access to stunning coastal walks in both directions, it's a haven for nature lovers and outdoor enthusiasts. Its popularity is further enhanced by proximity to the open landscapes of the New Forest National Park, direct mainline rail links to London Waterloo, and a range of high-quality amenities. These include excellent schools, fine dining at the renowned Chewton Glen Hotel and Pebble Beach restaurant, and a 27-hole links-style golf course. Offering a perfect blend of natural beauty, convenience, and luxury, Barton on Sea continues to attract those seeking an exceptional coastal lifestyle.

Directions

From Mitchells, turn right at the traffic lights and proceed along Station Road. Take the second turning on the right into Barton Court Road. At the crossroads, continue straight across into Barton Court Avenue. Then take the third turning on the left into Dilly Lane, where the property will be found at the end on the left hand side.





Mitchells.uk.com
info@mitchells.uk.com
01425 616411

Centenary Buildings
8-10 Old Milton Road
New Milton
Hampshire
BH25 6DT

Mitchells
1963 — TODAY

