



5 Hilton Road, New Milton, BH25 5EZ

£570,000

Mitchells
1963 — TODAY



*5 Hilton Road
New Milton
Hampshire
BH25 5EZ*

An attractive and well-designed, four bedroom, three reception room, individual detached chalet style bungalow, situated on a good sized private plot in a popular location within easy reach of local schools, New Milton town centre, and the mainline railway station. Other features of this lovely property include a modern kitchen, a superb dining room with a vaulted ceiling and doors opening onto the garden, flexible accommodation, a ground floor bathroom, a first floor shower room, and good off road parking, including a garage and space for a caravan or boat. An internal viewing of this property is strongly recommended.

- Entrance Hall
- Sitting Room
- Dining Room
- Home Office/Bedroom Five
- Kitchen
- Two Ground Floor Double Bedrooms
- Ground Floor Bathroom
- Landing
- Two First Floor Double Bedrooms
- First Floor Shower Room
- Garage
- Off Road Parking
- Private Gardens



The Property

Entrance hall with timber effect flooring, stairs to the first floor, and a UPVC double glazed front door.

Lovely sitting room with a feature recessed fireplace with a timber mantle, timber effect flooring, double aspect, and a UPVC double glazed bay window.

Kitchen fitted with a range of modern grey wall and base units with soft closing drawers and doors, and a contrasting timber effect worktop with an inset sink unit and mixer tap over. Integrated appliances include an AEG electric oven, combination microwave, touch control induction hob, extractor, and Neff dishwasher. There is a wall mounted Glow Worm gas fired boiler concealed in a cupboard, tiled flooring, space for an American style larder fridge, and recessed ceiling spotlights.

Stunning separate dining room with a feature vaulted ceiling, tiled flooring, built-in storage, sliding doors onto the patio, and a lovely private outlook over the garden.

Two ground floor double bedrooms, with the master bedroom having a feature UPVC double glazed bay window and a built-in mirror fronted triple wardrobe.

Bedroom five/home office with exposed timber flooring.

Ground floor bathroom fitted with a white suite comprising a panelled bath with independent shower over, wash basin, WC, tile effect flooring, recessed ceiling spotlights, extractor fan, and ladder style heated towel rail.

Spacious first floor landing with trap to the roof space, recessed ceiling spotlights, and a built-in computer desk.

Two large first floor double bedrooms, both with built-in storage.

First floor shower room fitted with a white suite comprising a fully tiled shower cubicle with thermostatically controlled shower, wash basin, WC, chrome ladder style heated towel rail, recessed ceiling spotlights, extractor fan, and airing cupboard.





Gardens & Grounds

The property sits on a good sized private plot with a driveway providing double width parking and extended to the side of garage with an area suitable for a caravan or boat, if required.

Detached single garage with a pitched roof and twin opening timber doors.

There is a raised area of textured paved patio with timber sleeper edging providing an ideal area for outside dining, a shaped area of lawn, eyelevel mature hedging providing a good degree of privacy, and a large ornamental fishpond.

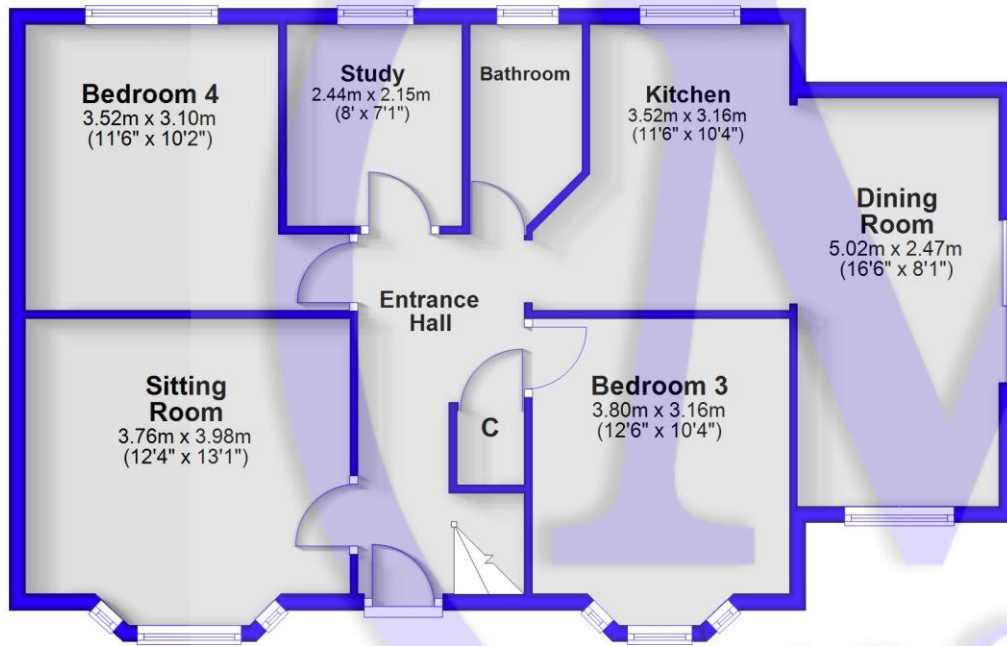
Services

- Mains gas, electric, drainage and water
- Council Tax Band D
- Energy Performance Rating To be confirmed

EST.

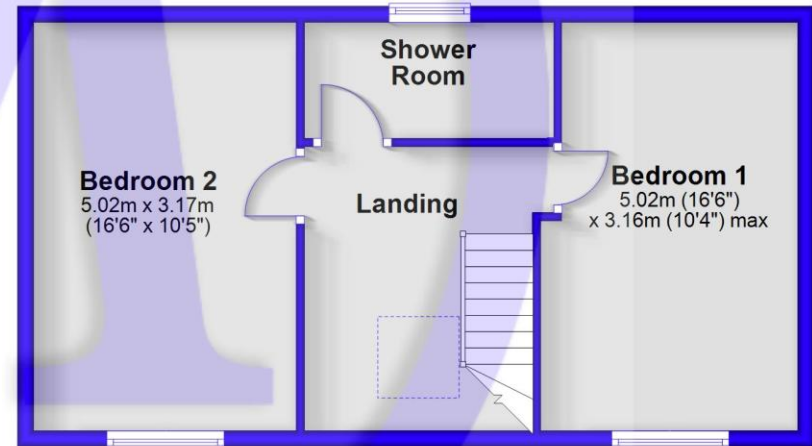
Ground Floor

Approx. 79.7 sq. metres (858.1 sq. feet)



First Floor

Approx. 46.8 sq. metres (503.9 sq. feet)



1963

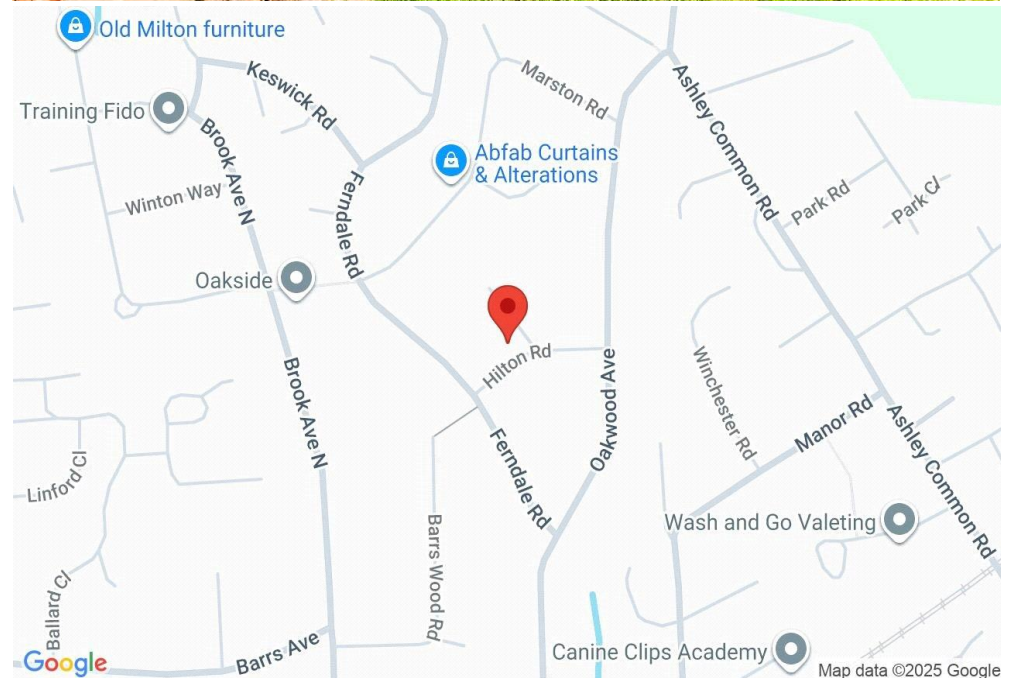
Total area: approx. 126.5 sq. metres (1362.0 sq. feet)

Situation

New Milton is a thriving market town situated on the western edge of Hampshire, enjoying a prime location along a picturesque stretch of the Solent coastline. The area offers stunning views across Christchurch Bay to the Isle of Wight and is renowned for its beautiful coastal walks. With a mainline railway station providing direct access to London Waterloo in under two hours, the town is perfectly positioned for commuters and those seeking a coastal lifestyle. New Milton also boasts excellent state and private schools, a 27-hole links-style golf course, and the renowned Chewton Glen Hotel, making it an exceptionally popular destination for those looking to relocate to the coast.

Directions

From Mitchells, turn left at the traffic lights and proceed over the railway bridge. Take the first turning right into Manor Road. Take the second left into Oakwood Avenue, the first left into Ferndale Road and the first right into Hilton Road where the property will be found on the left hand side.





Mitchells.uk.com
info@mitchells.uk.com
01425 616411

Centenary Buildings
8-10 Old Milton Road
New Milton
Hampshire
BH25 6DT

Mitchells
1963 — TODAY

