



4 Bitterne Way, Lymington, SO41 3PB

£799,950

Mitchells
1963 — TODAY



*4 Bitterne Way
Lymington
Hampshire
SO41 3PB*

A larger four double bedroom, high quality chalet situated in this sought after position on the south side of Lymington high street. The property benefits from a lovely private west facing garden to the rear, and other features include a good sized sitting/dining room, a ground floor bedroom five/home office, bright and airy accommodation throughout, and is offered with no forward chain.

- Entrance Hall
- Sitting/Dining Room
- Conservatory
- Home Office/Bedroom Five
- Store Room
- Kitchen
- Ground Floor Cloakroom
- First Floor Landing
- Four First Floor Double Bedrooms
- Bathroom
- Integral Garage
- Off Road Parking
- Private Gardens



The Property

Entrance hall with a glazed front door, stairs to the first floor, a door to the integral garage, and an understairs storage cupboard.

Good sized triple aspect sitting/dining room with exposed timber flooring, a stone fireplace with a tiled mantel and hearth, and an inset open fire.

Kitchen fitted with a range of pine units, contrasting worktops, and an inset sink unit. There is space for a washing machine, cooker, and tall fridge/freezer, along with part tiled walls and a pleasant outlook to the rear.

Home office/ground floor bedroom five, benefitting from a double aspect.

Conservatory with UPVC double glazed windows, sliding doors onto the patio, and a lovely private outlook over the rear garden.

Store room with a UPVC double glazed door to the outside.

Ground floor cloakroom with exposed timber flooring.

First floor landing with a trap to the roof space.

Four large double bedrooms, two with built-in storage.

Fully tiled bathroom fitted with a white suite comprising a panelled bath with mixer tap and shower attachment over, a separate shower cubicle with thermostatically controlled shower, wash basin, WC, timber effect flooring, and a ladder style heated towel rail.





Gardens & Grounds

The property sits on a good sized, private plot. The front garden features a tarmac driveway providing ample off road parking, leading to the integral garage with twin opening doors, power, and light. A low stone wall separates the garden from the pavement, and the remainder of the front garden is laid to well kept lawn.

The rear garden is a particular feature of the property, with a textured paved patio area, an ornamental fishpond, well kept lawns, and mature, high level flower and shrub borders that offer a high degree of privacy and seclusion. The garden enjoys a sunny westerly aspect.

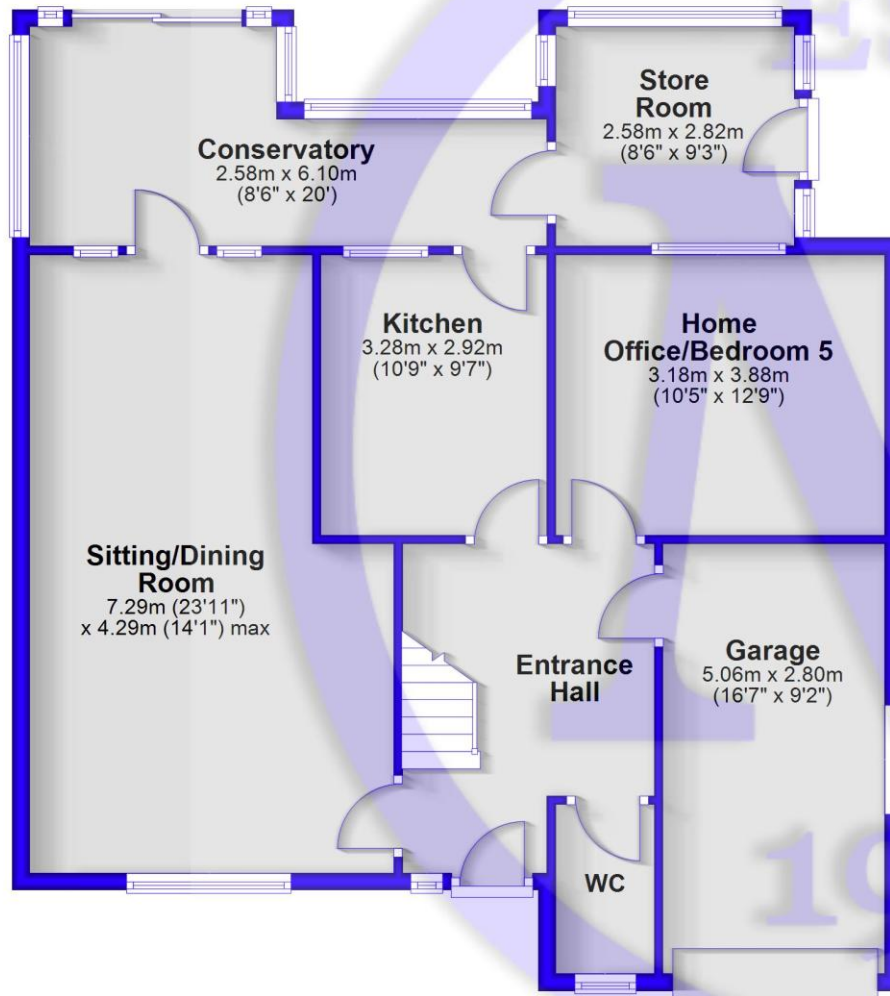


Services

- Mains gas, electric, drainage and water
- Council Tax Band F
- Energy Performance Rating To be confirmed

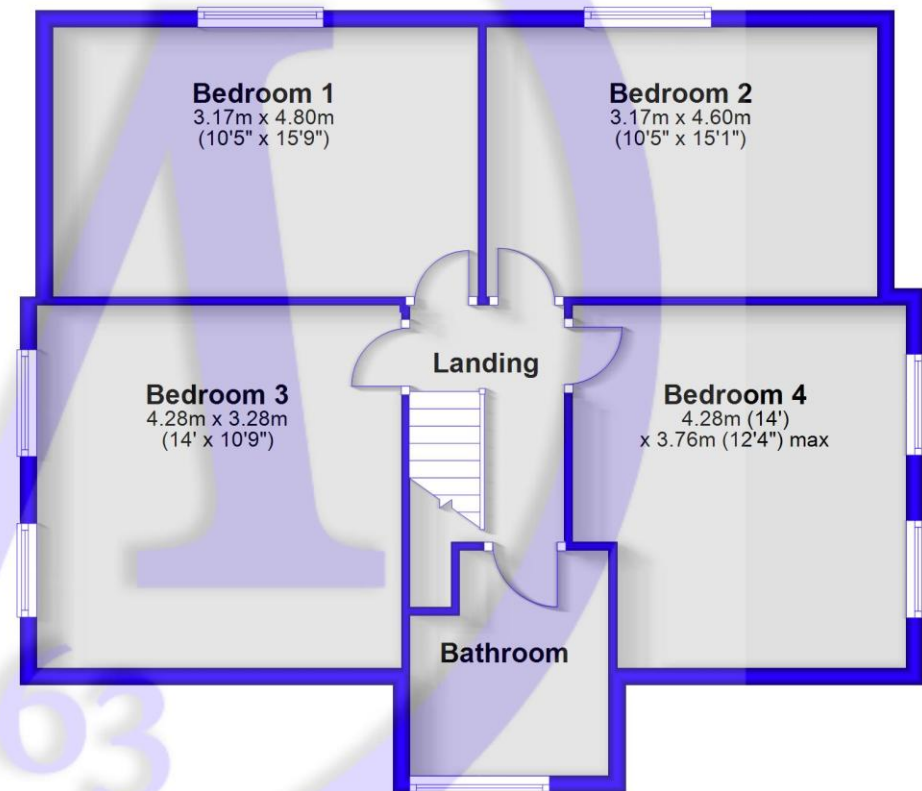
Ground Floor

Approx. 99.8 sq. metres (1074.5 sq. feet)



First Floor

Approx. 74.5 sq. metres (801.7 sq. feet)



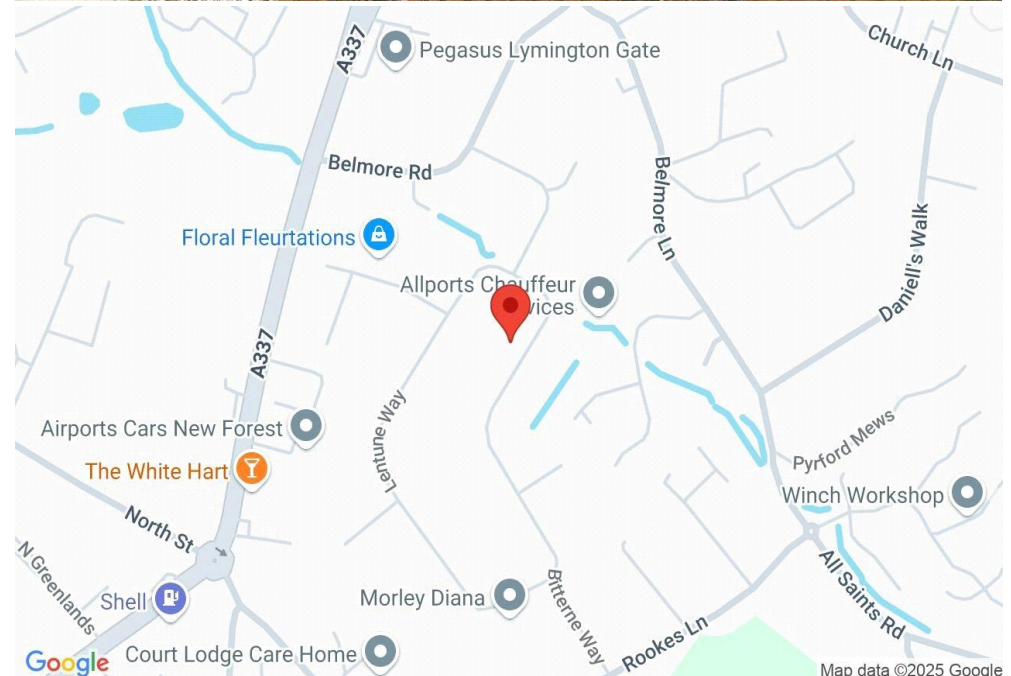
Total area: approx. 174.3 sq. metres (1876.2 sq. feet)

Situation

Lymington is a charming Georgian market town, renowned for its picturesque harbour and bustling Saturday market. Offering a vibrant mix of independent shops, cafes, and high-quality restaurants, Lymington exudes both character and convenience. The town is perfectly positioned on the edge of the New Forest National Park, providing easy access to beautiful countryside walks, cycling routes, and outdoor activities. With excellent transport links, including a mainline railway station connecting to London, as well as proximity to the stunning coastline, Lymington remains one of the most desirable places to live on the south coast.

Directions

From Mitchells, turn right at the traffic lights and proceed along Station Road. At the roundabout, turn left onto Lymington Road. Continue straight across at the next roundabout and travel for approximately six miles. Upon entering the town of Lymington and passing the petrol station on your right, take the third exit at the roundabout. Then take the first left into Bitterne Way, where the property will be found on the left hand side.





Mitchells.uk.com
info@mitchells.uk.com
01425 616411

Centenary Buildings
8-10 Old Milton Road
New Milton
Hampshire
BH25 6DT

Mitchells
1963 — TODAY

