



5 Atkinson Close, Barton on Sea, BH25 7FF

£345,000

Mitchells
1963 — TODAY



*5 Atkinson Close
Barton on Sea
New Milton
Hampshire
BH25 7FF*

This beautifully presented two double bedroom Pennyfarthing built house is situated approximately half way between Barton on Sea clifftop and beach and New Milton town centre. The property has been beautifully maintained and features include a ground floor cloakroom, a spacious sitting/dining room, a bathroom and parking.

- Entrance Hall
- Ground Floor Cloakroom
- Kitchen
- Sitting/Dining Room
- First Floor Landing
- Two Double Bedrooms
- Family Bathroom
- Parking
- Private South Facing Garden
- No Forward Chain



The Property

Entrance hall with useful coat hooks, stairs to first floor landing and central heating thermostat.

The kitchen is fitted with a lovely range of solid wood wall and base units with a contrasting worktop, one and a half bowl sink with mixer tap over and drainer, space and plumbing for a washing machine, tumble dryer and tall stand up fridge/freezer and integrated appliances include a four burner gas hob with extractor fan over, undercounter oven and wall mounted combination boiler.

The cloakroom is fitted with a white suite comprising a WC, wall hung wash hand basin with tiled splashback, radiator, electrical consumer unit and a UPVC sash style window.

The sitting/dining room is a particularly bright room with a southerly aspect, double casement doors leading out onto the patio and rear garden, understairs storage cupboard and two double radiators.

On the first flooring landing is a hatch to the loft space and a useful storage cupboard.

The master bedroom is situated at the rear of the property with a bright southerly aspect, a lovely range of built in wardrobes, two sash style windows and enjoys views over the rear garden.

Bedroom two is situated at the front of the property and is a lovely double bedroom with ample space for storage and two UPVC sash style windows.

The family bathroom has a white suite comprising a panel bath with a mixer tap over and hand held shower attachment, shower curtain, WC, pedestal wash hand basin with mixer tap over, mirror fronted medicine cabinet, wall mounted light with built in shaver point, timber effect flooring and an extractor fan.



Barton On Sea Clifftop



New Milton Town Centre



New Milton Bowls Club



Gardens & Grounds

The front of the property there are two allocated parking spaces laid to block paviour with a path leading to the front door.

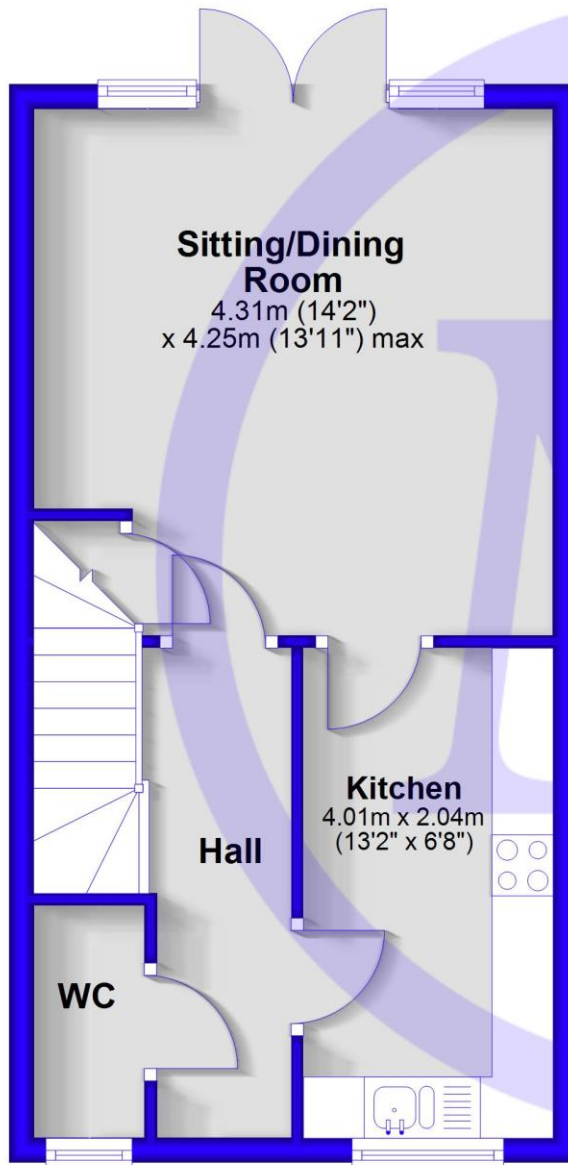
The rear garden has a bright southerly aspect and is private and secluded backing onto open playing fields and the local private school with high level fencing making it extremely private and secluded with a rear gate for access, mature borders, large area of patio and with the rest of the garden laid to lawn.

Services

- Mains gas, electric, drainage and water
- Council Tax Band C
- Energy Performance Rating C

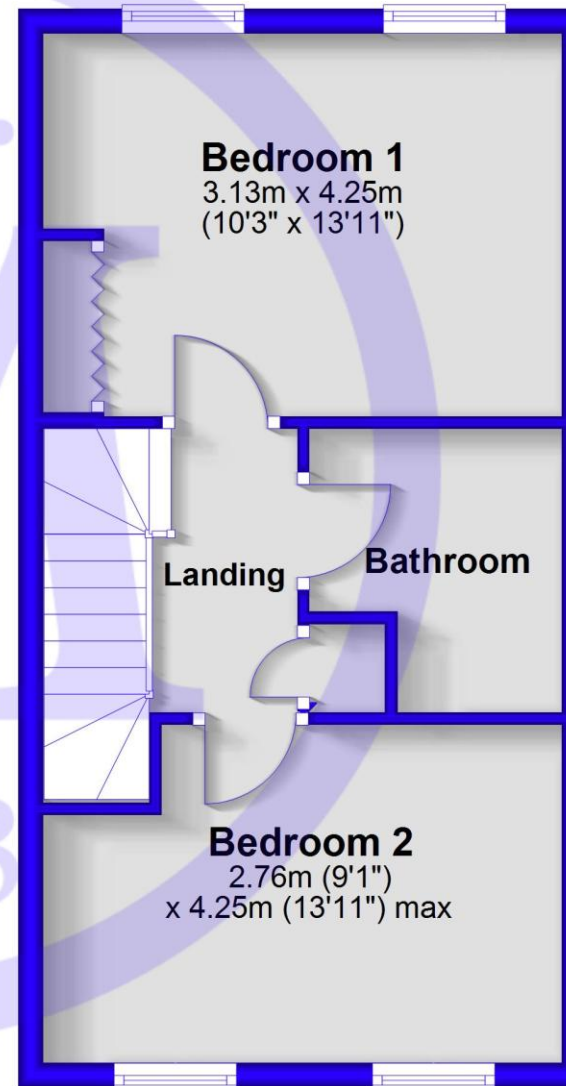
Ground Floor

Approx. 35.7 sq. metres (384.7 sq. feet)



First Floor

Approx. 35.8 sq. metres (385.8 sq. feet)



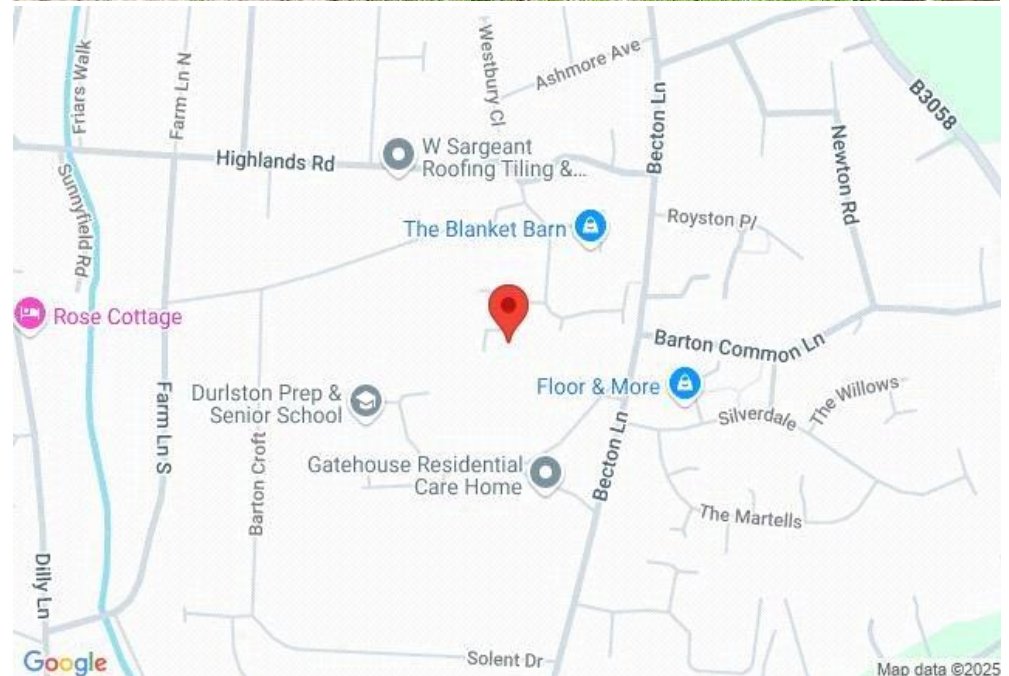
Total area: approx. 71.6 sq. metres (770.6 sq. feet)

Situation

Barton on Sea is a suburb of New Milton and occupies an enviable position on a picturesque stretch of the Solent coastline with stunning views over Christchurch Bay to the Isle of Wight and beautiful coastal walks in both directions. Fuelled by its excellent location, the nearby open forest of the New Forest National Park, main line rail links to London Waterloo, quality schooling, luxury restaurants including the renowned Chewton Glen hotel and Pebble Beach on the cliff top, a links style 27 hole golf course, Barton on Sea is an extremely popular choice for those relocating to the coast.

Directions

From Mitchells turn right at the lights proceeding south on Station Road. Upon reaching the roundabout turn right. Take the second left into Becton Lane. Take the second right into Penny Hedge. Turn right at the junction into Highlands Road and Atkinson Close will be seen in front of you.





Mitchells.uk.com
info@mitchells.uk.com
01425 616411

Centenary Buildings
8-10 Old Milton Road
New Milton
Hampshire
BH25 6DT

Mitchells
1963 — TODAY

