



*Squirrels, 121 Everton Road, Hordle, SO41 0HA*

*£525,000*

**Mitchells**  
1963 — TODAY



*Squirrels*  
*121 Everton Road*  
*Hordle*  
*Lymington*  
*Hampshire*  
*SO41 0HA*

This beautifully presented three double bedroom chalet bungalow is ideally situated just a short walk of the local school and enjoys stunning views over open farmland. The property has been maintained to the highest standard with features including two ground floor double bedrooms, two bathrooms, a luxury kitchen and a spacious drive.

- Entrance Hall
- Sitting/Dining Room
- Kitchen
- Three Double Bedrooms
- Two Bathrooms
- Driveway
- Secluded Garden
- Views Over Open Farmland



## The Property

Entrance hall with stairs to first floor landing, Velux window, understairs storage cupboard and radiator.

The sitting/dining room is situated at the front of the property with a bright double aspect, two UPVC windows, a wall mounted TV point and a bright southerly aspect.

The luxury kitchen is fitted with blue shaker style wall and base units with a contrasting timber effect worktop, one and a half bowl sink with mixer tap over and drainer, cupboard housing the modern combination boiler, integrated appliances including a tall stand up fridge/freezer, undercounter oven, four burner induction hob with extractor fan over, dishwasher and washing machine, UPVC door out to the rear garden and stunning views over the open fields.

The luxury ground floor bathroom has a modern suite comprising a WC, wash hand basin with mixer tap over and storage beneath, P-shaped bath with mixer tap over and thermostatic shower attachment, glass shower screen, chrome heated towel rail, tile effect flooring and fully tiled walls.

On the ground floor are two spacious double bedrooms with bedroom two enjoying double casement doors leading out to the rear garden and far reaching views over the open farmland.

On the first floor landing is a UPVC window and gives access to the shower room and first floor double bedroom.

First floor double bedroom with built in wardrobe, ample space for king sized bed, and a large UPVC window with an outlook to the rear.

The first floor shower room has tiled flooring, fully tiled walls and suite comprising a WC, pedestal wash hand basin with mixer tap over, walk in shower with glass shower door and electric Mira shower attachments, chrome heated towel rail and a UPVC window.

This opens through to an area currently used as storage with two useful hanging rails and lighting.





## *Gardens & Grounds*

To the front of the property is a shingle driveway giving off road parking for three to four vehicles.

The rear garden has been beautifully landscaped with a shingle dining area with the rest of the garden laid to lawn with mature and colourful beds, storage shed and fantastic views over the fields.

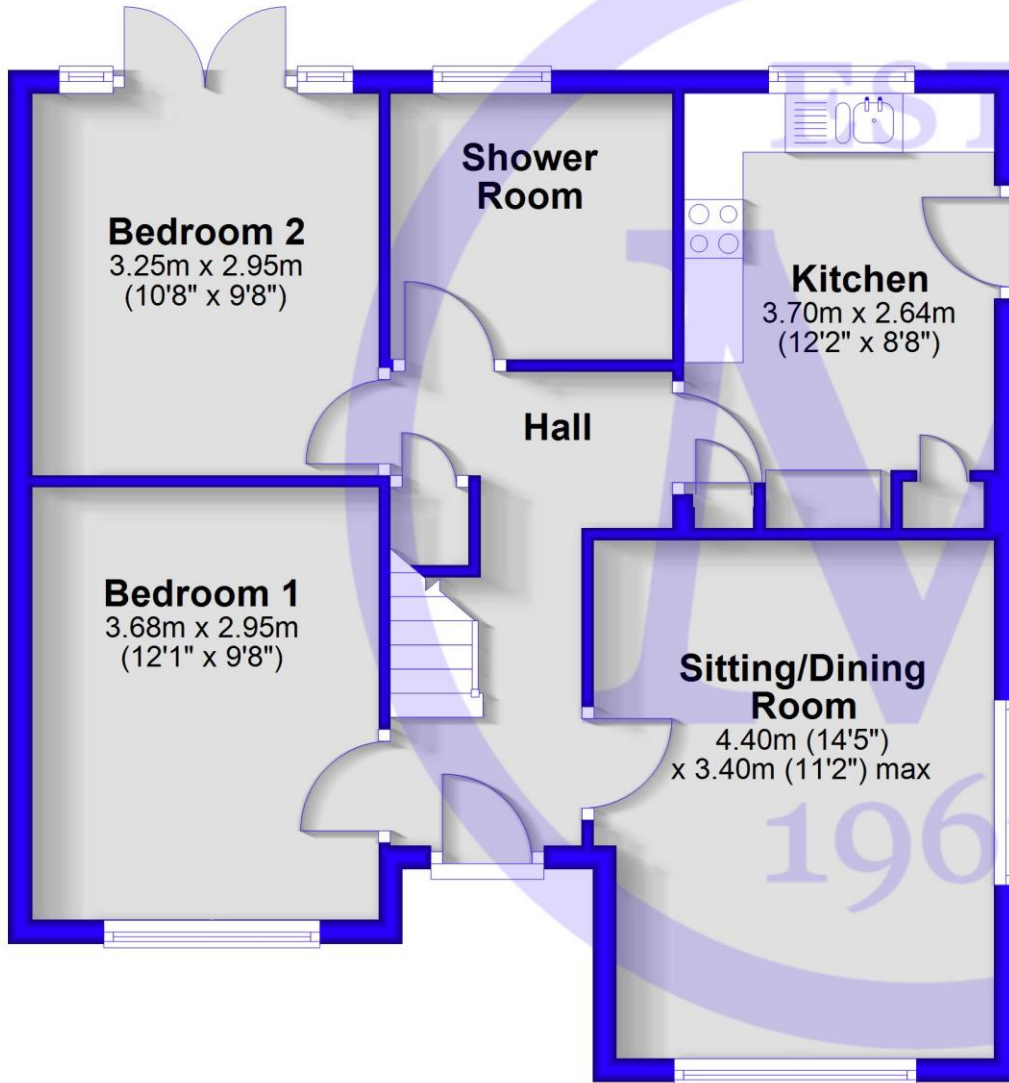
A viewing of this property is highly recommended.

## *Services*

- Mains gas, electric, drainage and water
- Council Tax Band D
- Energy Performance Rating To be confirmed

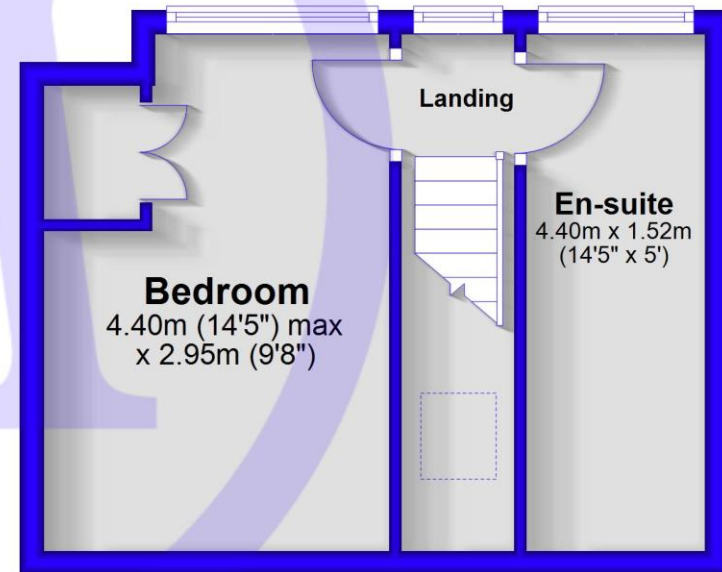
## Ground Floor

Approx. 60.0 sq. metres (646.2 sq. feet)



## First Floor

Approx. 24.4 sq. metres (262.5 sq. feet)



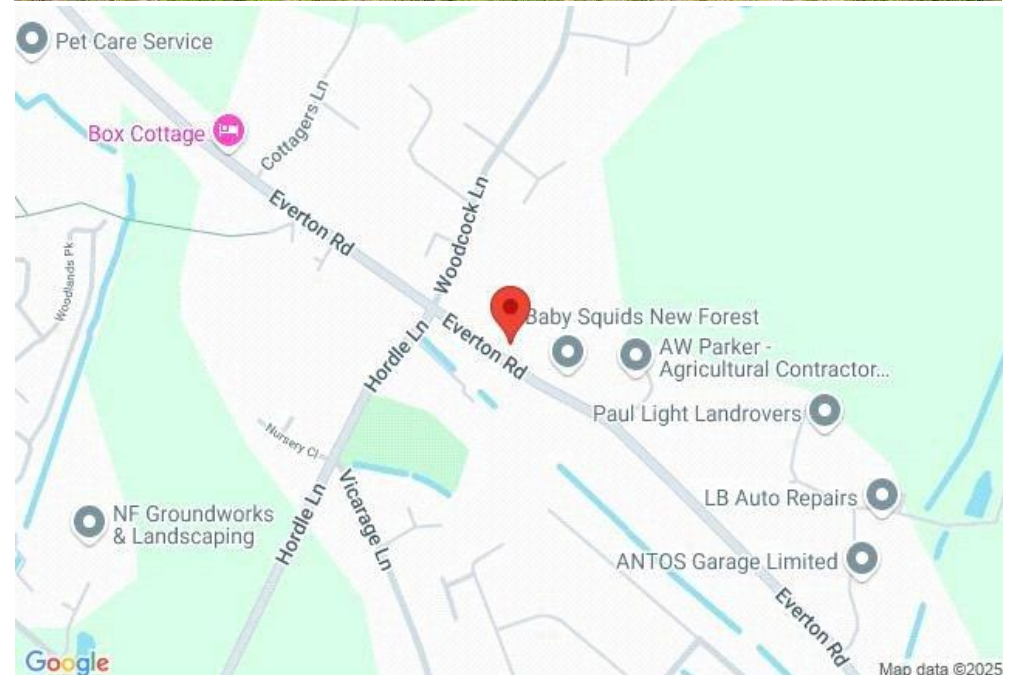
Total area: approx. 84.4 sq. metres (908.7 sq. feet)

## Situation

Hordle is a small village well situated mid-way between the Georgian town of Lymington and the bustling town of New Milton. It benefits from an Ofsted rated 'Outstanding' primary school and excellent facilities including a pharmacy, a Co-Op, a village pub and a sports ground. With the mainline railway station at New Milton, the attractive town quay at Lymington, good quality eateries including the Royal Oak at nearby Downton, the open forest of the New Forest National Park and Barton on Sea cliff top and beach Hordle is a great choice for your new home.

## Directions

From Mitchells turn right at the traffic lights and proceed along Station Road. At the roundabout turn left into Lymington Road. Continue across at the next roundabout and take the second turning left into Hordle Lane. Upon reaching the crossroads turn right onto Everton Road where the property will be seen on the left hand side.





[Mitchells.uk.com](http://Mitchells.uk.com)  
[info@mitchells.uk.com](mailto:info@mitchells.uk.com)  
01425 616411

Centenary Buildings  
8-10 Old Milton Road  
New Milton  
Hampshire  
BH25 6DT

**Mitchells**  
1963 — TODAY

