



8 Seascape, 50-52 Marine Drive East, Barton on Sea, BH25 7FD

£525,000

Mitchells
1963 — TODAY



*8 Seascape
50-52 Marine Drive East
Barton on Sea
Hampshire
BH25 7FD*

An enviably located three bedroom modern luxury apartment forming part of a small and select development built by Pennyfarthing Homes on Barton on Sea clifftop and enjoying fantastic and panoramic sea and coastal views incorporating the Isle of Wight and Needles to the east and Hengistbury Head to the west. The property is offered with no forward chain, is in great condition throughout and an internal viewing is strongly recommended. Other features of this fine property include a garage in block to the rear, an en-suite shower room to the master bedroom, immaculately maintained communal areas, stunning views from the sitting/dining room and master bedroom, a security entry system and beautiful walks on the doorstep to Milford and Keyhaven to the east and Highcliffe and Friars Cliff to the west.

- Entrance Hall
- Sitting/Dining Room
- South Facing Patio
- Kitchen
- Three Bedrooms
- Bathroom
- En-Suite Shower Room
- Garage
- Communal Parking
- Communal Grounds



The Property

Communal entrance door with security entry system providing access to the beautifully maintained communal hallway.

Entrance hall with security entry phone, double airing cupboard, cloaks cupboard and security alarm controls.

Impressive double aspect sitting/dining room with a feature stone fireplace with an inset flame effect electric fire, stunning panoramic sea and coastal views and twin double glazed doors onto the private south facing patio taking full advantage of the fantastic views on offer.

Kitchen fitted with a range of timber effect wall and base units with a contrasting light worktop and an inset one and a half bowl sink unit with mixer tap over, wall mounted Vaillant gas boiler concealed in cupboard, integrated AEG double electric oven, gas hob, fridge and separate freezer, tiled flooring, glass fronted display cabinets, recessed ceiling spotlights, part tiled walls, tiled flooring and under cupboard lighting.

Three double bedrooms with the master bedroom benefitting from stunning south facing sea and coastal views, two double built in wardrobes and a fully tiled shower room fitted with a white suite.

Fully tiled bathroom fitted with a white suite comprising a panel bath with a mixer tap and shower attachment over and glass shower screen, wash basin, WC, tiled flooring and extractor fan.





Gardens & Grounds

Adjoining the property is a private area of south facing patio leading to well-kept communal lawns with mature hedging dividing from the pavement.

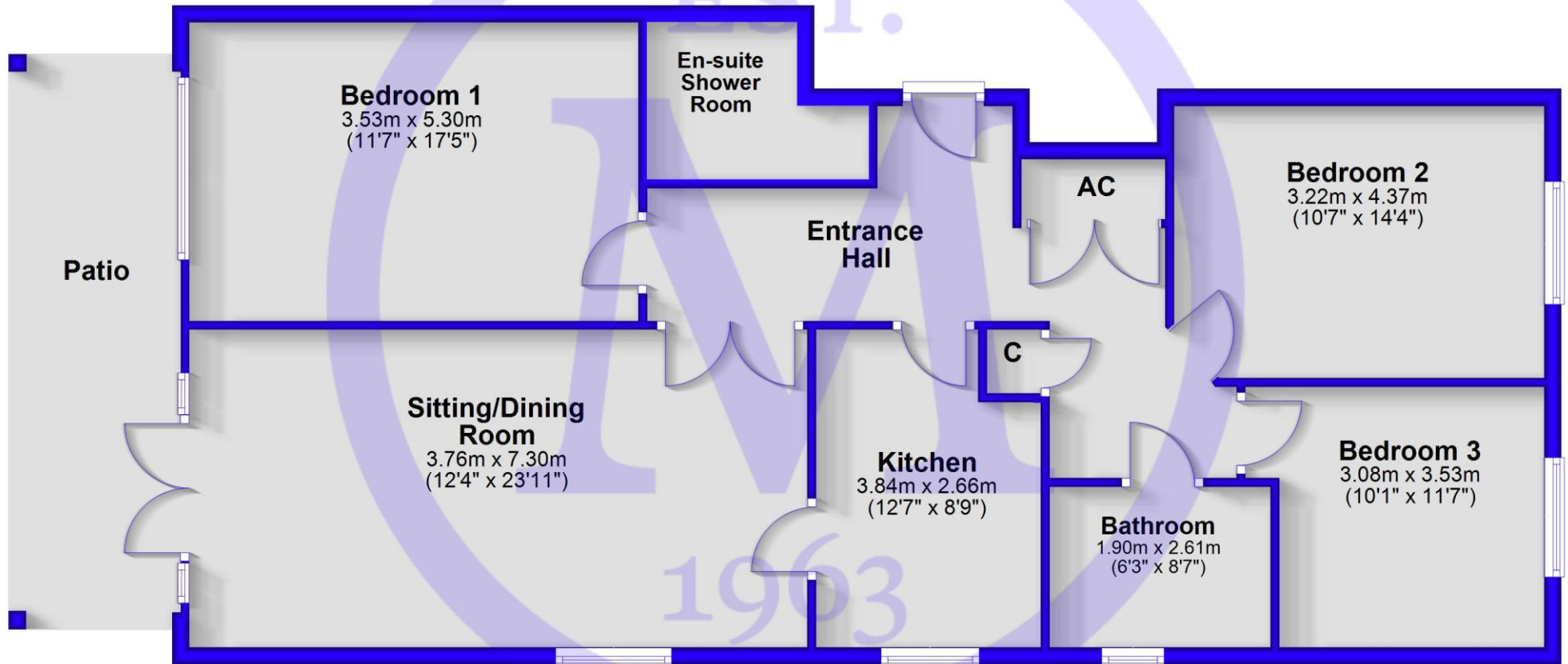
There is a garage to the rear with a pitched roof and up and over door and further areas of communal parking.

Services

- Mains gas, electric, drainage and water
- Council Tax Band F
- Energy Performance Rating To be confirmed
- Service Charge 2024/25: £2,318.50

Ground Floor

Approx. 120.6 sq. metres (1298.4 sq. feet)



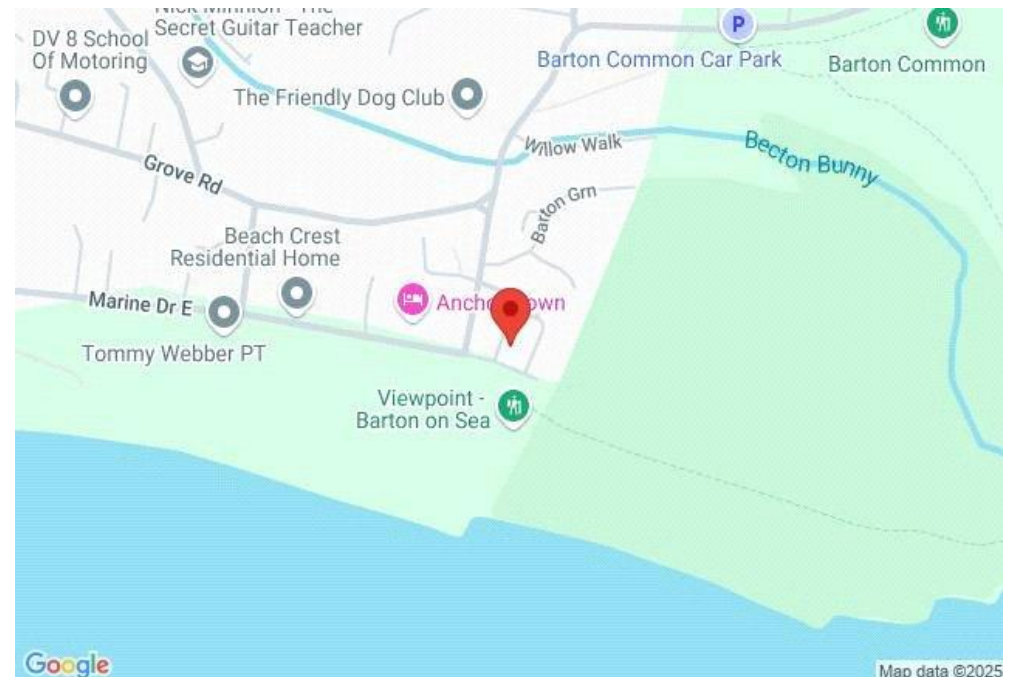
Total area: approx. 120.6 sq. metres (1298.4 sq. feet)


Situation

Barton on Sea is a suburb of New Milton and occupies an enviable position on a picturesque stretch of the Solent coastline with stunning views over Christchurch Bay to the Isle of Wight and beautiful coastal walks in both directions. Fuelled by its excellent location, the nearby open forest of the New Forest National Park, main line rail links to London Waterloo, quality schooling, luxury restaurants including the renowned Chewton Glen hotel and Pebble Beach on the cliff top, a links style 27 hole golf course, Barton on Sea is an extremely popular choice for those relocating to the coast.

Directions

From Mitchells turn right at the traffic lights and proceed along Station Road. Take the second turning right into Barton Court Road. At the crossroads continue across into Barton Court Avenue. Upon reaching the seafront, turn left into Marine Drive East where Seascape will be found towards the end on the left hand side.





Mitchells.uk.com
info@mitchells.uk.com
01425 616411

Centenary Buildings
8-10 Old Milton Road
New Milton
Hampshire
BH25 6DT

Mitchells
1963 — TODAY

