



15 Greenwood Close, New Milton, BH25 6FB

£329,000

Mitchells
1963 — TODAY



*15 Greenwood Close
New Milton
Hampshire
BH25 6FB*

An immaculately presented two double bedroom end of terrace house part of a small and exclusive development built by local developers of high repute, Pennyfarthing Homes. The property has been immaculately maintained throughout and the features of this lovely property include a larger than average rear garden, two allocated parking spaces, lovely open outlook to the front, superb kitchen with built in appliances, luxury bathroom, ground floor cloakroom, superb garden building which would make an ideal summer house or home office and an internal viewing is recommended to appreciate the quality of the property

- Entrance Hall
- Sitting/Dining Room
- Kitchen
- Cloakroom
- First Floor Landing
- Two Double Bedrooms
- Bathroom
- Allocated Parking
- Private Gardens



The Property

Entrance hall with double glazed front door, attractive timber flooring and stairs to first floor.

Lovely sitting/dining area with attractive timber flooring, useful large understairs storage cupboard, twin UPVC double glazed casement doors onto the patio with outlook over the rear garden.

Luxury kitchen fitted with a range of high quality wall and base units, soft closing draws and doors, contrasting timber effect worktop with an inset one and a half bowl sink unit with mixer tap over, integrated electric oven, gas hob, extractor, space for tall fridge freezer and washing machine, tiled flooring, lovely outlook to the front and attractive wall tiling.

Ground floor cloakroom fitted with a modern white suite with tiled flooring, chrome ladder style heated towel rail.

First floor landing with trap to the roof space.

Two good sized double bedrooms, one with a lovely outlook to the front.

Luxury bathroom fitted with a modern white suite comprising panel bath with mixer tap and shower attachment over, glass shower screen, wash hand basin, WC, floor and wall tiling, extractor fan and ladder style heated towel rail.

Gas central heating





Gardens & Grounds

The property benefits from a block paviour driveway adjoining the plot which creates off road parking for two vehicles, remainder of the front garden with laid to decorative shingle with block paviour pathway to the front door.

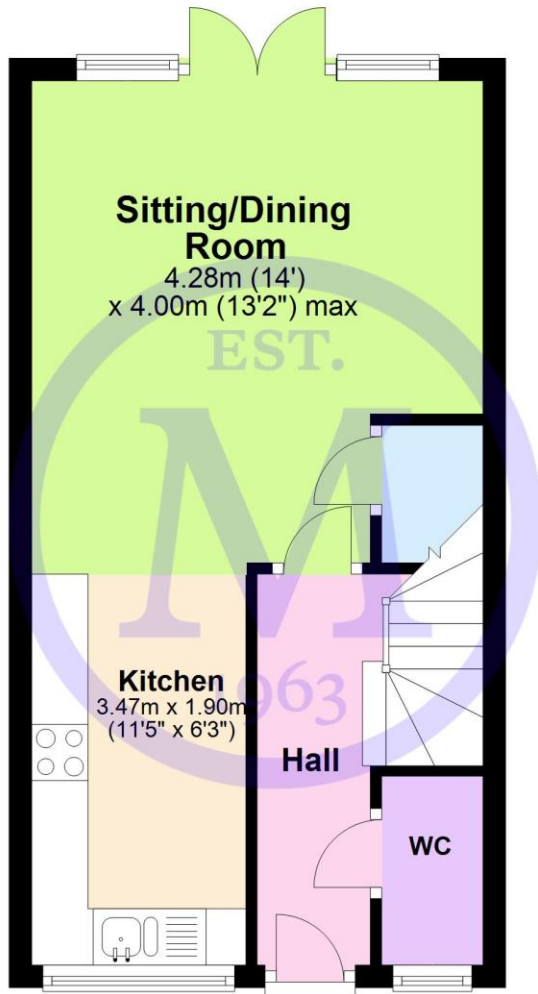
Adjoining the rear of the property is a good sized area of textured paved patio with the remainder mainly laid to lawn, useful children's play area with artificial lawn, large timber garden shed, timber gate providing side access, superb large garden chalet ideal as a home office or hobbies room etc.

Services

- Mains gas, electric, drainage and water
- Council Tax Band C
- Energy Performance Rating B

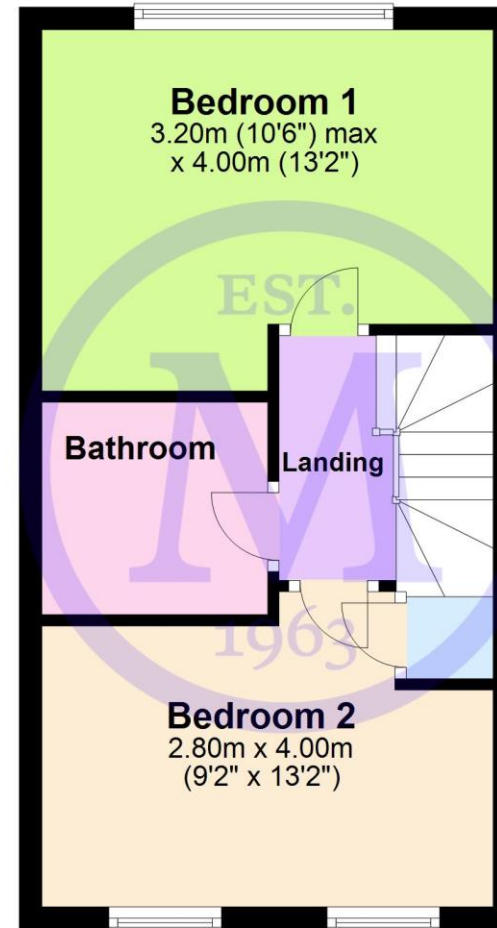
Ground Floor

Approx. 31.4 sq. metres (338.1 sq. feet)



First Floor

Approx. 30.6 sq. metres (328.9 sq. feet)



Total area: approx. 62.0 sq. metres (667.0 sq. feet)

'Whilst every attempt has been made to ensure the accuracy of this floor plan, the measurements of doors, windows, rooms and any other items are approximate and no responsibility is taken for any error, omission or mis-statement. This plan is for illustrative purposes only and should be used as such by any prospective purchaser.'

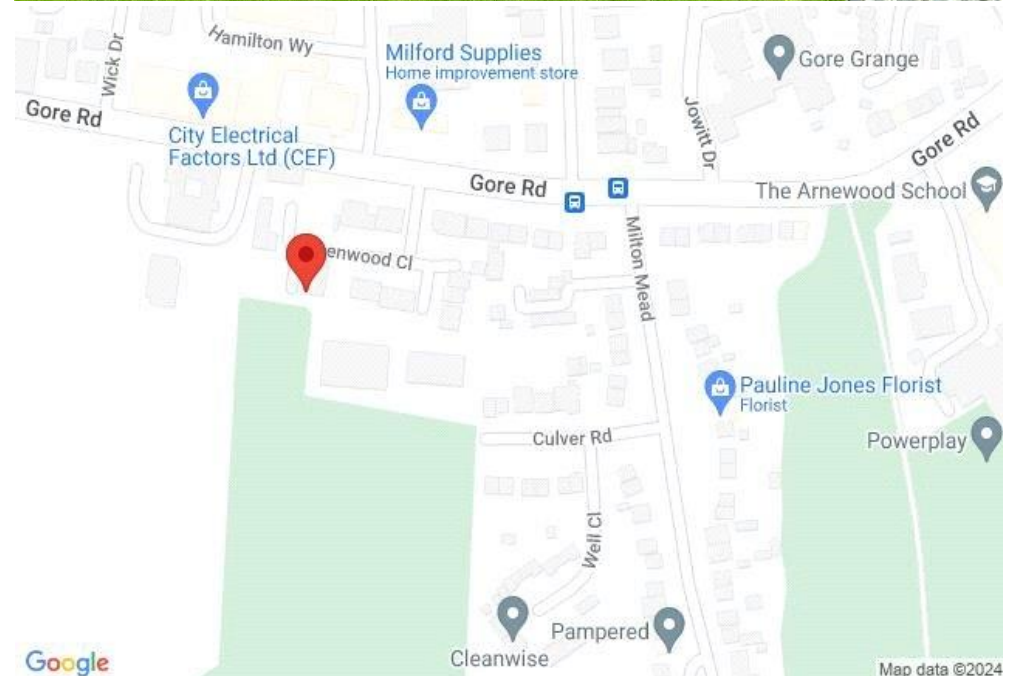
Plan produced using PlanUp.

Situation

New Milton is a thriving market town on the western edge of Hampshire. The area lies on a picturesque stretch of the Solent coastline with stunning views over Christchurch Bay to the Isle of Wight. With the enviable location, beautiful coastal walks, main line railway station reaching London Waterloo in less than two hours, excellent schools, both private and state, 27 hole links style golf course and the renowned Chewton Glen hotel, New Milton remains an extremely popular location for those relocating to the coast.

Directions

From Mitchells, proceed along Old Milton Road and at the mini roundabout continue straight accross then take the first right onto Gore Road. Take the fourth turning on the left onto Greenwood close, bear round to the right where the property will be found on the left hand side.





Mitchells.uk.com
info@mitchells.uk.com
01425 616411

Centenary Buildings
8-10 Old Milton Road
New Milton
Hampshire
BH25 6DT

Mitchells
1963 — TODAY

