



3 Barton Chase, First Marine Avenue, BH25 7TQ

£679,950

Mitchells
1963 — TODAY



*3 Barton Chase
First Marine Avenue
Barton on Sea
New Milton
BH25 7TQ*

This beautifully presented three storey town house is situated just off Barton On Sea clifftop and enjoys views across to the Needles on the Isle of Wight. The property offers spacious and versatile accommodation with features including two ground floor double bedrooms, first floor living accommodation with balcony, top floor master bedroom suite, private patio and parking.

- Entrance Hall
- Two Ground Floor Double Bedrooms
- Utility Room
- Ground Floor Shower Room
- Private Patio
- First Floor Landing
- Cloakroom
- Sitting/Dining Room
- Kitchen
- Balcony
- Second Floor Landing
- Master Bedroom with En Suite
- Bedroom Four
- Shower Room
- Allocated Parking



The Property

Entrance hall with stairs to first floor landing and laminate flooring.

On the ground floor are two spacious double bedrooms with bedroom 3 benefitting from a UPVC door leading to a private patio.

Ground floor shower room with suite comprising WC, hall hung wash hand basin with mixer tap over, walk in shower with thermostatic shower attachment, fully tiled walls and radiator.

The utility is fitted with solid wood base units with tiled splashback, stainless steel sink with mixer tap over and drainer and space and plumbing for washing machine, tumble dryer and tall stand up fridge freezer.

On the first floor is a generous sitting/dining room with wall hung TV point, feature fireplace with inset electric fire, stone hearth and surround, UPVC door leading out the first floor balcony with stunning views across the Needles on the Isle of Wight and making a fantastic area for outside dining.

This opens through to the luxury kitchen fitted with a range of grey shaker wall and base units with a contrasting marble effect worktop, ceramic one and a half bowl sink with mixer tap over and drainer, integrated appliances include Zanussi eye level double oven, four burner gas hob with glass splashback and extractor fan over, dishwasher, space for tall stand up fridge freezer and walk in storage cupboard.


First floor landing with stairs to second floor and cloakroom which has recently been refitted and now comprising WC, wall hung wash hand basin with mixer tap over and storage beneath, fully tiled walls and UPVC window.

On the second floor landing there is a hatch to loft space, radiator, and airing cupboard housing the megaflow hot water cylinder.

The master bedroom is a particularly impressive room with dressing area with built in wardrobe, this opens through to the bedroom which is a generous double benefitting from views across to the Needles on the Isle of Wight, TV ariel point.

The en suite is a particularly impressive room with fully tiled walls, tiled flooring and suite comprising WC, wash hand basin with mixer tap over and storage beneath, wall mounted mirror with shaving point, freestanding bath with mixer tap over, walk in double shower with glass shower screen and Aqualisa shower attachment, large chrome heated towel rail and recess ceiling spotlights.

Also on the second floor is bedroom four which is a double bedroom and a recently converted shower room with suite comprising corner shower cubicle with glass sliding door and thermostatically controlled shower attachment, wall hung wash hand basin with mixer tap over and storage beneath, WC with hidden cistern, fully tiled walls, modern radiator and recess ceiling spotlights.





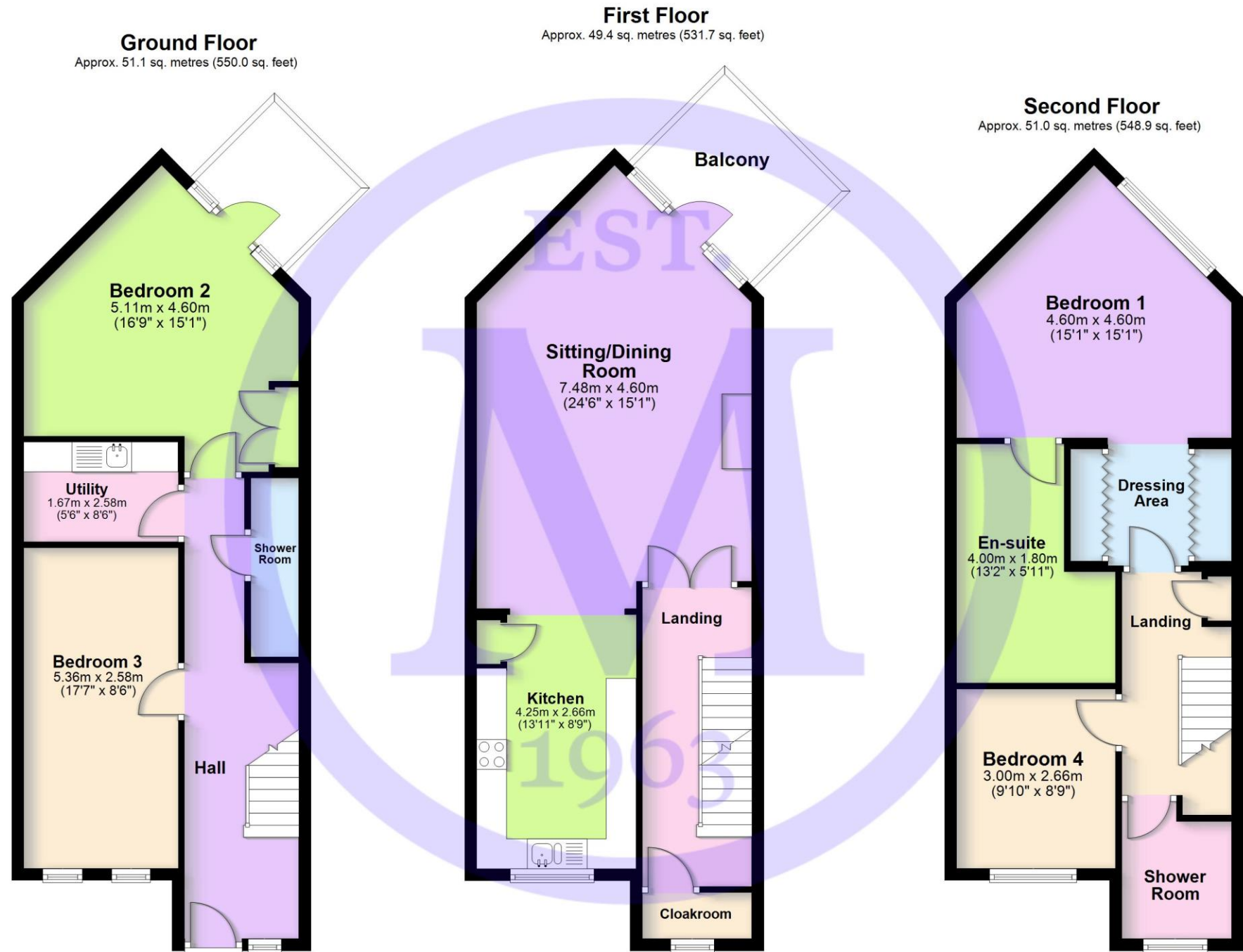
Gardens & Grounds

To the rear of the property are two allocated parking spaces with a further area of casual parking and garage with up and over door.

To the front of the property is a private patio with communal gardens enjoying a bright south easterly aspect.

Services

- Mains gas, electric, drainage and water
- Council Tax Band F
- Energy Performance Rating C



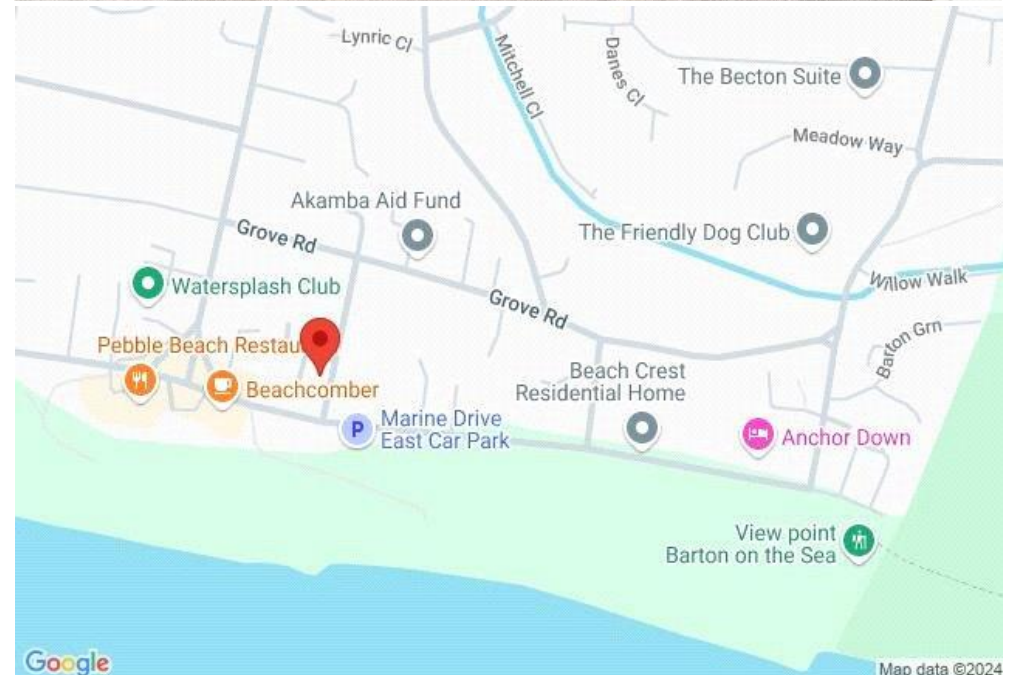
3 Barton Chase, First Marine Avenue, Barton On Sea

Situation

Barton on Sea is a suburb of New Milton and occupies an enviable position on a picturesque stretch of the Solent coastline with stunning views over Christchurch bay to the Isle of Wight and beautiful coastal walks in both directions. Fuelled by its excellent location, the nearby open forest of the New Forest National Park, main line rail links to London Waterloo, quality schooling, luxury restaurants including the renowned Chewton Glen hotel and Pebble Beach on the cliff top, a links style 27 hole golf course, Barton on Sea is an extremely popular choice for those relocating to the coast.

Directions

From Mitchells turn right at the traffic lights and proceed along Station Road. Take the second turning right into Barton Court Road. At the crossroads continue across into Barton Court Avenue. Upon reaching the sea front turn left into Marine Drive East, where the property will be found on the corner of First Marine Avenue.





Mitchells.uk.com
info@mitchells.uk.com
01425 616411

Centenary Buildings
8-10 Old Milton Road
New Milton
Hampshire
BH25 6DT

Mitchells
1963 — TODAY

