



4 Ashdown Walk, New Milton, BH25 6TX

£399,950

Mitchells
1963 — TODAY



*4 Ashdown Walk
New Milton
Hampshire
BH25 6TX*

This fantastic three bedroom semi-detached house is situated in a quiet residential area, just a short walk from New Milton town centre and supermarkets. The property offers bright, modern accommodation, with features including a spacious entrance hall, a through sitting/dining room, two generous double bedrooms, secluded gardens, solar panels, and infrared heating.

- Entrance Hall
- Cloakroom
- Sitting/Dining Room
- Kitchen
- First Floor Landing
- Three Bedrooms
- Family Bathroom
- Secluded Garden
- Garage In Nearby Block



The Property

Entrance hall with stairs leading to the first floor landing, timber effect flooring, a double coat cupboard, an understairs storage cupboard, and a telephone point.

Cloakroom with a modern suite comprising a WC with a concealed cistern, a wall hung wash hand basin with a mixer tap, a tiled splashback, and a cupboard housing the electrical consumer unit.

The kitchen is fitted with a range of white wall and base units, a contrasting marble effect worktop, a stainless steel sink with a mixer tap and drainer, and a wall mounted Worcester boiler. Integrated appliances include a four burner induction hob with an extractor fan above, an under counter double oven, and a dishwasher. There is space and plumbing for a washing machine and a tall, freestanding fridge/freezer.

The sitting/dining room is a particular feature of this property, offering stunning views over the rear garden, a TV aerial point, an inset electric fire with a brick surround and hearth, bespoke built-in storage cupboards, floating shelves, a modern UPVC double glazed window, and sliding patio doors onto the decking and rear garden.

First floor landing with a hatch to the loft space, a drop down ladder, lighting, and a solar inverter, along with an airing cupboard housing the hot water cylinder fitted with an iBoost solar heater and slatted shelves for storage.

On the first floor, there are three bedrooms, all benefiting from built-in storage. Bedrooms one and two are generous doubles, with the master bedroom situated at the front of the property and bedroom two enjoying views over the rear garden.

Family bathroom with a white suite comprising a panelled bath with an independent Mira Sport electric shower, a folding glass shower screen, a pedestal wash hand basin, a WC, a ceiling mounted electric heater, and a large storage cupboard.

The property has recently had replacement double glazed units installed, with timber effect on the outside and white on the inside. It has been converted to electric infrared heating, with sixteen 6¼ kW solar panels on the roof and heating panels in each room featuring zoned heating controls.





Gardens & Grounds

The property benefits from allocated parking and a garage in a nearby block.

The rear garden is extremely private and secluded, enclosed by high level fencing and planting. There is a rear gate for access, a large composite decking area, and the remainder of the garden is laid to lawn with mature and colourful beds.

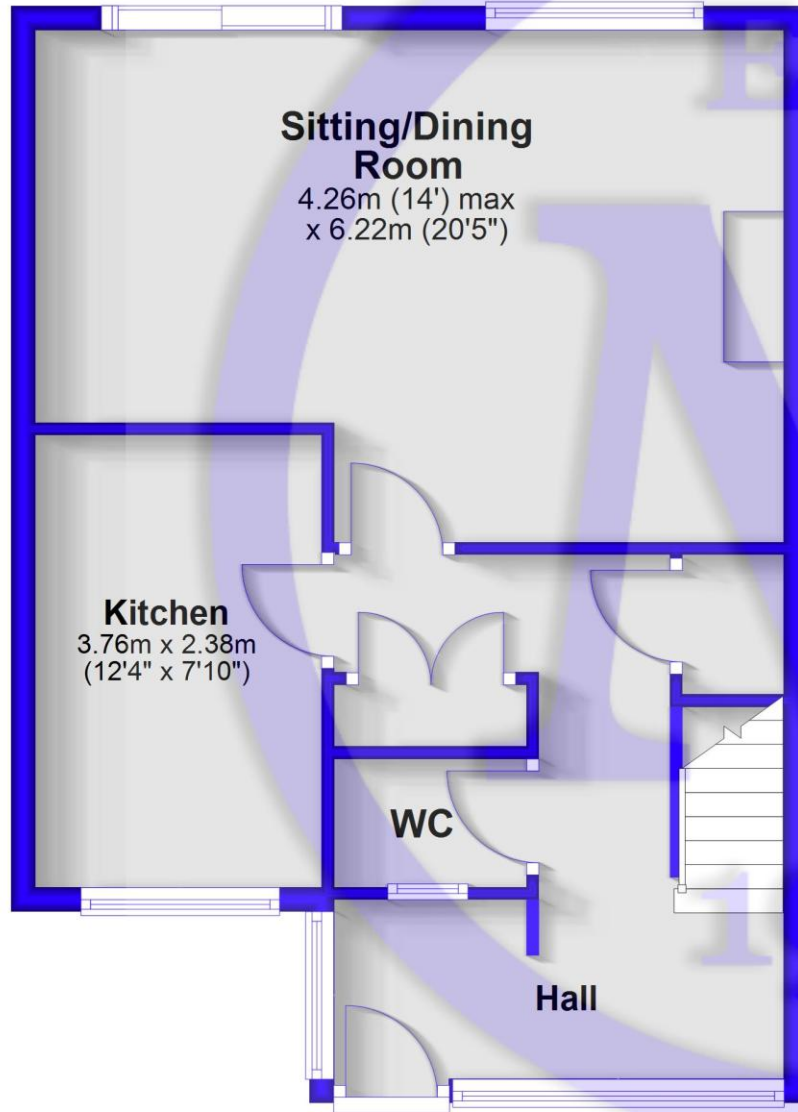
A viewing of this property is highly recommended.

Services

- Mains electric, drainage and water
- Council Tax Band D
- Energy Performance Rating To be confirmed

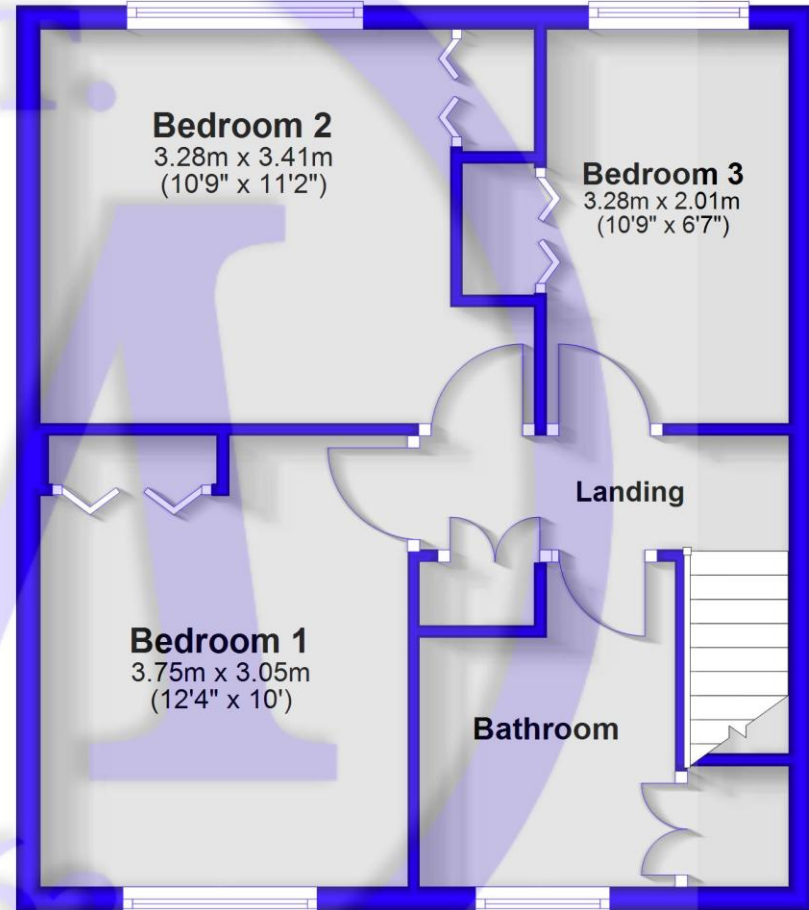
Ground Floor

Approx. 50.3 sq. metres (541.4 sq. feet)



First Floor

Approx. 44.3 sq. metres (477.3 sq. feet)

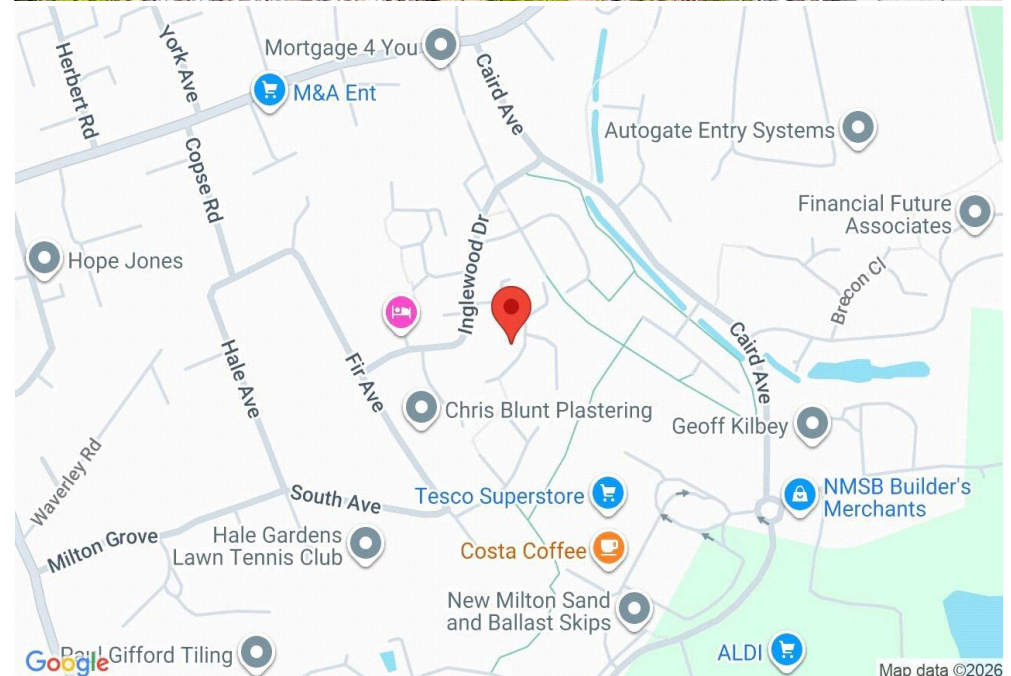


Total area: approx. 94.6 sq. metres (1018.7 sq. feet)



Situation

New Milton is a thriving market town situated on the western edge of Hampshire, enjoying a prime location along a picturesque stretch of the Solent coastline. The area offers stunning views across Christchurch Bay to the Isle of Wight and is renowned for its beautiful coastal walks. With a mainline railway station providing direct access to London Waterloo in under two hours, the town is perfectly positioned for commuters and those seeking a coastal lifestyle. New Milton also boasts excellent state and private schools, a 27-hole links-style golf course, and the renowned Chewton Glen Hotel, making it an exceptionally popular destination for those looking to relocate to the coast.





Mitchells.uk.com
info@mitchells.uk.com
01425 616411

Centenary Buildings
8-10 Old Milton Road
New Milton
Hampshire
BH25 6DT

Mitchells
1963 — TODAY

